




SCIENCE MOM'S Guide to WATER, Part 1



SCIENCE MOM
— WWW.SCIENCE.MOM —
www.youtube.com/ScienceMom

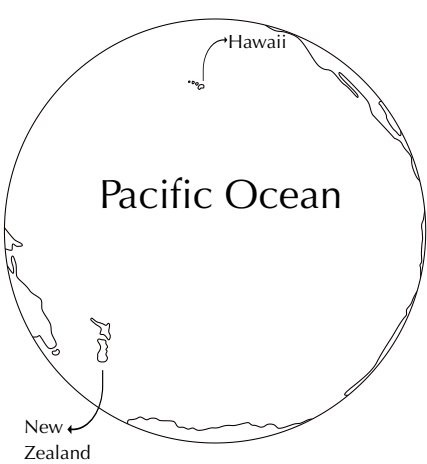


Water is the *only* thing on our planet that exists naturally in all three states of matter—as a solid, liquid, and a gas.

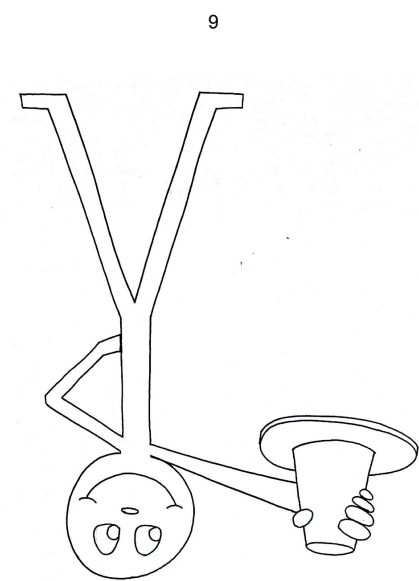


Gaseous water, or water vapor, is invisible. You can't see it, but it's in the air around you and we call it **humidity**. The more water vapor in the air, the more humid it is.

*The only other things on earth that come close to existing in all three states of matter are mercury, acetic acid, and carbon dioxide. While all three states of matter are **possible** for each of these, they don't occur **naturally**. Water, on the other hand? It's everywhere.*



Oceans cover most of the surface of the earth, and at any given time about 50-70% of the planet is covered by another form of water: clouds.



1. Gravity Defying Lid

Materials:

- Water
- Cup
- Plastic lid or a piece of cardstock or cardboard.

Method:

- Pour water in the cup and place the lid on top.
- Place one hand on the lid and INVERT the cup (turn it upside down.)
- Remove hand and be amazed!

ON THE OPPOSITE PAGE TO LOOK LIKE YOU!

COLOR THE SCIENTIST

WATER IS AN AMAZING SUBSTANCE

Try these investigations to learn more about water's incredible properties.

WHAT EXACTLY IS WATER?

It's 1 oxygen atom plus 2 hydrogens.

And that's why we call it: H₂O

NOW I'M A WATER MOLECULE!

2. Magic Screen

Materials:

- Water
- Lid
- Canning jar with a metal ring
- A piece of screen or other mesh fabric

Method:

- Fill jar to rim and secure screen over the top.
- Cover with lid and flip over.
- Remove lid and observe.

No jar? No problem! Just use a cup and rubber band. But be sure the screen or mesh is **FLAT** and **TIGHT** across the rim of the cup.



HOW DOES IT WORK?

Cohesion.

THAT MEANS WATER MOLECULES LIKE TO STICK TOGETHER!

COOL SCIENCE WORDS

The water molecules are sticky, or cohesive. They are attracted to each other and the jar and the screen. That attraction is strong enough that they effectively form a "lid" on the bottom of the jar, just like the plastic lid did in the first investigation. If air doesn't come in, the water can't go out. So the water stays inside—until you shake or tip the jar. If you do either of those things, then gravity wins.

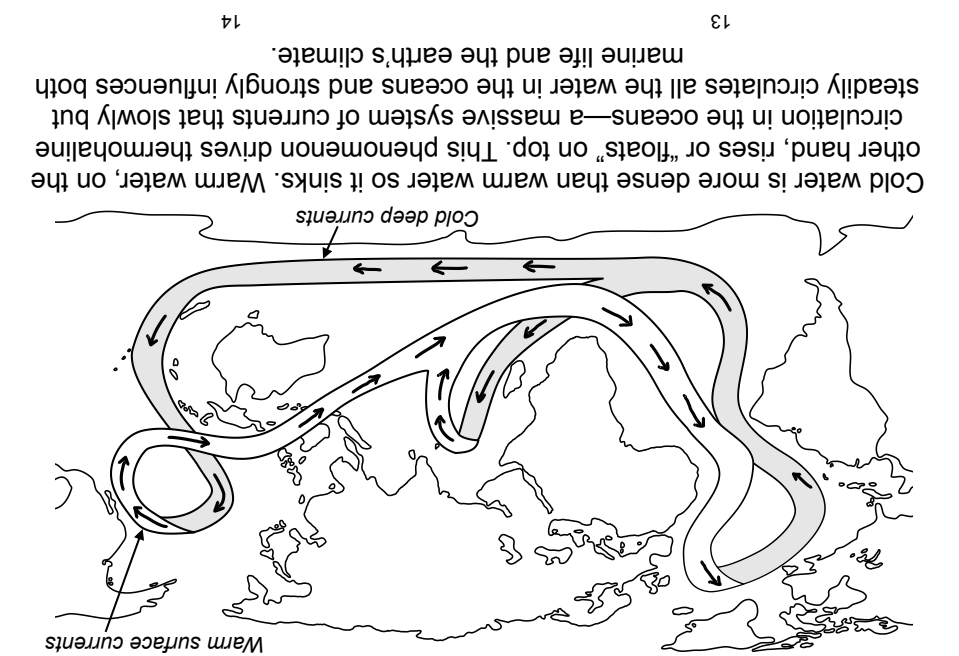
GRAVITY SAYS WE SHOULD GO DOWN.

BUT THEN WE'D HAVE TO SPIT UP! THERE'S A SCREEN.

HAHA! OUR ATTRACTION FOR EACH OTHER IS STRONGER THAN GRAVITY.

HEY! WHAT HAPPENED?

THE GRAVITATIONAL FORCE OVERCAME OUR HYDROGEN BONDING.



3. Hot & Cold Cups

Materials:

- Food coloring
- A flat lid or cardboard
- 2 identical clear cups or jars
- Warm and cold water

Method:

- Add different colors of food coloring to each cup.
- Fill each cup to the brim, one with warm water and the other with cold.
- Place a flat lid on one cup and invert it, then set it on top of the other cup.
- Slowly, slide the flat lid or cardboard out from between the cups.

Note: Removing the lid is best done with two people: one to hold the cups steady while the other pulls out the lid.

Be sure to try this investigation with both warm and cold water over and over.

3. Hot & Cold Cups

Materials:

- Food coloring
- A flat lid or cardboard
- 2 identical clear cups or jars
- Warm and cold water

Method:

- Add different colors of food coloring to each cup.
- Fill each cup to the brim, one with warm water and the other with cold.
- Place a flat lid on one cup and invert it, then set it on top of the other cup.
- Slowly, slide the flat lid or cardboard out from between the cups.

B	A	A	X
B	C	C	D
F	E	E	D
E	G	G	X