















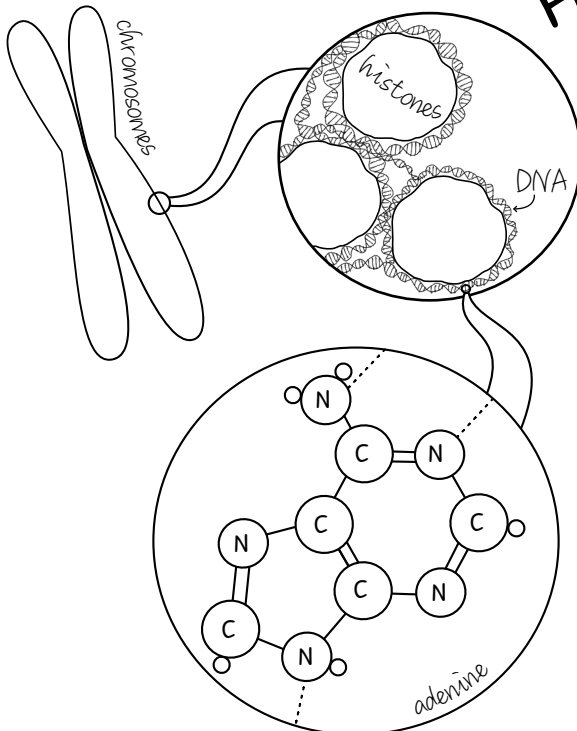



# BIOLOGY TWO

	AB	Ab	aB	ab
AB	 AABB	 AABb	 AaBB	 AaBb
Ab	 AABb	 AAbb	 AaBb	 Aabb
aB	 AaBB	 AaBb	 aaBB	 aaBb
ab	 AaBb	 Aabb	 aaBb	 aabb

## Heredity



## Genetics




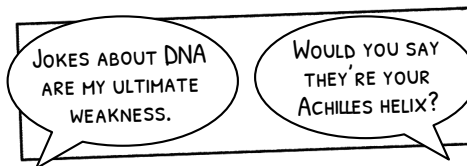

## Evolution

# BIOLOGY

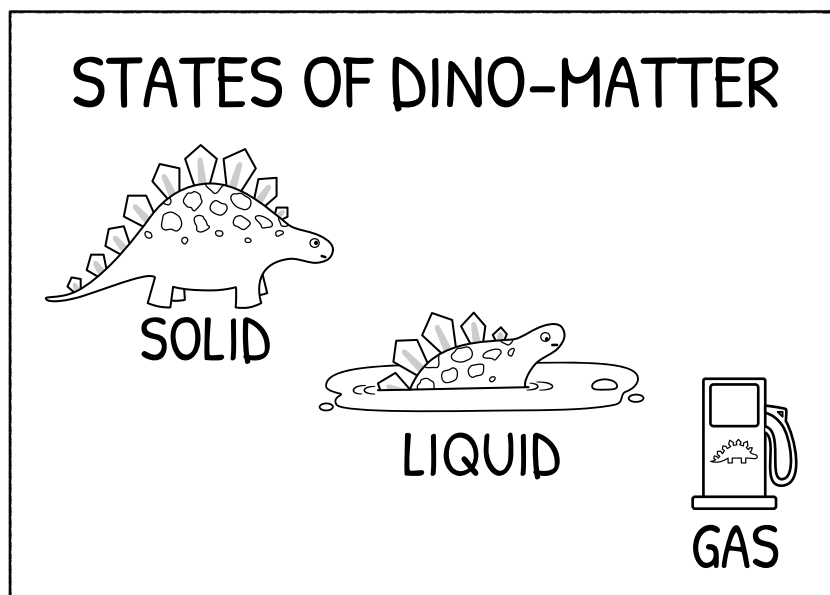
~ SPRING 2022 ~

	Lesson	Topic	Page(s)
Unit 1 Heredity	1	What is a species?	6-7
	2	Life finds a way	8-9
	3	<i>Activity: Vegetative propagation with potato</i>	10-15
	4	Mendel's famous experiment	16-17
	5	Inheritance explained	18-21
	6	<i>Deep dive: Why aren't Zebras domesticated?</i>	
	7	The laws of heredity 1	22-25
	8	The laws of heredity 2	26-29
	9	<i>Deep dive: Punnett Square Practice</i>	
	10	Pet pedigree puzzle	30-33
	11	Bigger Punnett squares	34-37
	12	<b>Heredity Quiz Show</b>	38-41
Unit 2 Genetics	13	What is a gene?	42-44
	14	Chromosomes	45-47
	15	<i>Deep dive: Fingerprints</i>	
	16	Meiosis and mistakes	48-49
	17	The Genetic Code 1	50-51
	18	<i>Activity: Gummy worm karyotypes</i>	52-55
	19	The Genetic Code 2	56-57
	20	Blood types explained	58-60
	21	<i>Activity: What's your blood type?</i>	61-63
	22	Mutations	64-65
	23	Nature and nurture	66-67
	24	<i>Deep dive: Why Red Delicious are the least delicious apples</i>	68-69
	25	Calico Cats & X-linked traits	70-71
	26	Modifying genes and gene therapy	72-73
	27	<b>Genetics Quiz Show</b>	74-77

The course is structured with at least two videos per week. The third activity of each week is a deep dive activity or a quiz show. Students who complete and submit all activities and assignments will receive a bonus certificate of completion.



	Lesson	Topic	Page(s)
Unit 3 Evolution	28	Endangered vs invasive species	78-79
	29	Darwin and the Galapagos	80
	30	<i>Activity: Journey of the HMS Beagle</i>	81-83
	31	Survival of the fittest	84-86
	32	Selection and Adaptation	87-88
	33	<i>Deep dive: When Sherpas climb Mt. Everest</i>	
	34	Evolution: what it is and what it isn't	89-90
	35	Genetic drift	91-92
	36	<i>Activity: Drifting marbles and population models</i>	93-94
	37	Species and gene pools	95-96
	38	Taxonomy and similar traits	97-99
	39	<i>Deep dive: How DNA analysis changed phylogenetic trees</i>	
	40	The fossil record	100-101
	41	Phylogenies and family trees	102-103
	42	<i>Activity: Build your own phylogeny</i>	104
	43	Australia vs New Zealand	105
	44	Timeline of life on Earth	106-107
	45	<b>Evolution Quiz Show</b>	108-111
		Appendix	112-136



## How to use this course:

*For younger students (2<sup>nd</sup>-5<sup>th</sup> grade) we recommend a “get the basics” approach that focuses on the Mon/Wed classes. For older or more advanced students (6<sup>th</sup>-8<sup>th</sup> grade) we recommend completing each of the Friday activities and assignments to reinforce the concepts covered.*

### Option One: Get the Basics

**Ideal for younger students**

Participate in Mon-Wed classes only. Friday activities, articles, and other assignments are optional. They can be skipped, saved for later, or completed depending on your preference.

### Option Two: The Full Course

**Ideal for older students & advanced learners**

Participate in Mon-Wed classes and do the Friday activities and reading assignments. Complete all quizzes and assignments to receive a certificate of completion at the end of the course.

### Tips for best learning:

- ☒ Read the pages that go with each lesson before watching the video. Take 10-15 minutes before class to see if you can fill in the blanks. If you can't fill in everything, that's okay! Listen during class to see if you can complete the page.
- ☒ If a lesson moved too fast, rewatch it later to help learn the concepts.
- ☒ Download the answer key for the notes, but don't look at the answers until after you give things a try yourself!

### Project Supply List:

#### Lesson 3 - Vegetative Propagation with Potato

- Potato or sweet potato (for quicker results, use one where the eyes have already begun to sprout)
- Knife
- 4 large pots or burlap sacks
- Potting soil

#### Lesson 18 - Gummy Worm Karyotypes

- Enough gummy worms or other oblong-shaped colorful candy to create 16 pairs of chromosomes
- Chocolate (to melt and cover some of the gummy worms.)
- Knife or scissors

#### Lesson 21 - What's the Blood Type?

- Home blood typing kit (optional)

#### Lesson 24 - Apple Variety Taste Test

- Several varieties of apple including Red Delicious, Granny Smith, and three other types.
- Knife

#### Lesson 30 - Journey of HMS Beagle

- Printable world map
- Paper and scissors
- Crayons, colored pencils, or markers

#### Lesson 36 - Model a Gene in a Population

- 20 black marbles and 20 white marbles or ANY other items that can be drawn randomly in a sample! For example, beans, candy, coins, or dice marked with tape.

#### Lesson 42 - Build your own phylogeny

- Paper and art supplies

#### Lesson 45 - History of Earth Timeline

- Paper, tape, and crayons, markers, or colored pencils

# Which science standards are covered in this course?

The standards listed below are the national science standards for K-12 education in the United States. They are commonly referred to as Next Generation Science Standards or NGSS.

**MS-LS1-4.** Use argument based on empirical evidence and scientific reasoning to support an explanation for how characteristic animal behaviors and specialized plant structures affect the probability of successful reproduction of animals and plants respectively. **Lessons 28, 29, 31, 32**

**MS-LS1-5.** Construct a scientific explanation based on evidence for how environmental and genetic factors influence the growth of organisms. **Lesson 23**

**MS-LS3-1.** Develop and use a model to describe why structural changes to genes (mutations) located on chromosomes may affect proteins and may result in harmful, beneficial, or neutral effects to the structure and function of the organism. **Lessons 13, 14, 17, 19, 22, 28**

**MS-LS3-2.** Develop and use a model to describe why asexual reproduction results in offspring with identical genetic information and sexual reproduction results in offspring with genetic variation. **Lessons 2, 4, 5, 7, 10**

**MS-LS4-1.** Analyze and interpret data for patterns in the fossil record that document the existence, diversity, extinction, and change of life forms throughout the history of life on Earth under the assumption that natural laws operate today as in the past. **Lessons 38, 40, 41, 43**

**MS-LS4-2.** Apply scientific ideas to construct an explanation for the anatomical similarities and differences among modern organisms and between modern and fossil organisms to infer evolutionary relationships. **Lessons 38, 41**

**MS-LS4-3.** Analyze displays of pictorial data to compare patterns of similarities in the embryological development across multiple species to identify relationships not evident in the fully formed anatomy. **Lesson 38**

**MS-LS4-4.** Construct an explanation based on evidence that describes how genetic variations of traits in a population increase some individuals' probability of surviving and reproducing in a specific environment. **Lessons 31, 32, 34**

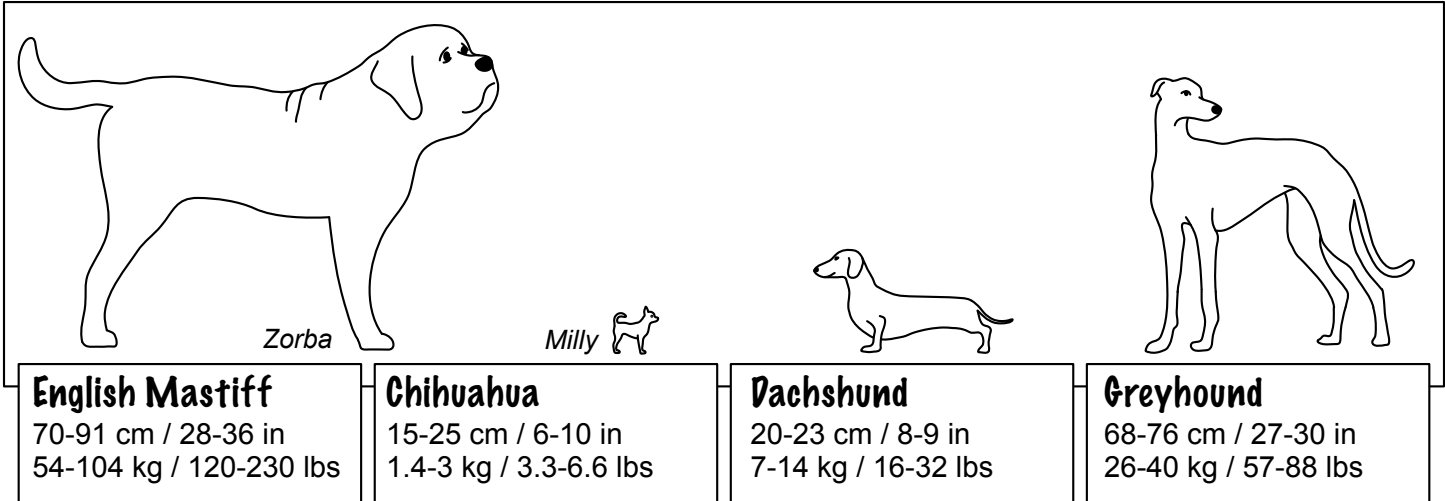
**MS-LS4-5.** Gather and synthesize information about the technologies that have changed the way humans influence the inheritance of desired traits in organisms. **Lesson 26**

**MS-LS4-6.** Use mathematical representations to support explanations of how natural selection may lead to increases and decreases of specific traits in populations over time. **Lessons 35, 36**

Lesson	Topic	NGSS	Page(s)
2	Life finds a way	MS-LS3-2	8-9
4	Mendel's Famous Experiment	MS-LS3-2	16-17
7	The laws of heredity 1	MS-LS3-2	22-25
8	The laws of heredity 2	MS-LS3-2	26-29
10	Pet Pedigree Puzzle	MS-LS3-2	30-33
13	What is a gene?	MS-LS3-1	42-44
14	Chromosomes	MS-LS3-1	45-47
17	The genetic code 1	MS-LS3-1	50-51
19	The genetic code 2	MS-LS3-1	56-57
22	Mutations	MS-LS3-1	64-65
23	Nature and nurture	MS-LS1-5,	66-67
26	Modifying genes and gene therapy	MS-LS4-5	72-73
28	Endangered vs invasive species	MS-LS1-4, MS-LS3-1	78-79
29	Darwin and the Galapagos	MS-LS1-4	80
31	Survival of the fittest	MS-LS1-4, MS-LS4-4	84-86
32	Selection and adaptations	MS-LS1-4, MS-LS4-4	87-88
36	Drifting marbles and population models	MS-LS4-6	93-94
37	Species and gene pools	MS-LS4-2, MS-LS4-3 MS-LS4-6	95-96
38	Taxonomy and similar traits	MS-LS4-4	97-99
40	The fossil record	MS-LS4-1, MS-LS4-2, MS-LS4-3	100-101
41	Phylogenies and family trees	MS-LS4-1	102-103
44	Timeline of life on Earth	MS-LS4-1	106-107

# What makes a species?

The domestic dog includes hundreds of different breeds with diverse personalities, shapes, and sizes. The biggest dog, an English Mastiff named Zorba, weighed more than 143 kg (315 pounds) and measured 94 cm (37 inches) tall from ground to shoulder. The smallest dog, a Chihuahua named Milly, is just under 10 cm (4 inches) tall and weighs just 0.5 kg (about 1 pound). Mastiffs, Chihuahuas, Dachshunds, and Greyhounds are all called dogs, but they are incredibly different animals!



1. What makes a dog a dog? Share your opinion:


Answers will vary. Some possible characteristics to include could be that dogs are four legged, have fur, are carnivorous, and are social animals.

2. If the characteristics you described above were used as the official definition of a dog, would cats also be called dogs?

Answers will vary.


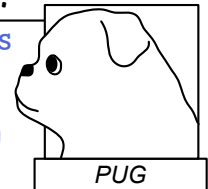
3. List three similarities and differences between cats (*Felis*) and dogs (*Canis*):

## Similarities between cats and dogs:




- Quadrupeds (4 legs)
- Have fur
- Both kept as pets by humans
- Both have whiskers
- Both can be trained.
- Both have tails.
- Both have breeds with distinct traits.
- Both have wild relatives (wolf, coyote, lynx, bobcat)

## Differences between cats and dogs:



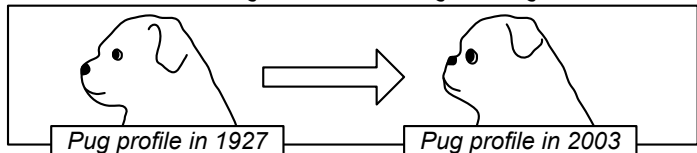
- Dogs are pack animals, while cats are solitary hunters.
- Dogs are diurnal (active during the day) while cats are primarily nocturnal
- Dogs bark/howl (can't purr) while cats purr and meow (can't bark).
- Cats have retractable claws, but dogs don't.
- Cats climb trees. Dogs can't.
- Dogs are omnivores and scavengers. Cats are obligate predators.
- Cats have 30 teeth, dogs have 42
- Cats can't taste sugar, dogs can.



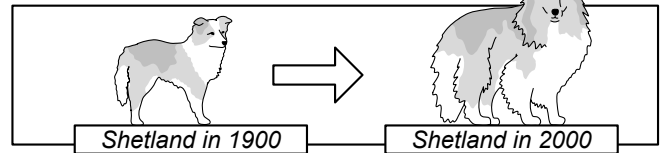
4. Coyotes, wolves, and dogs can all interbreed, creating hybrids like the wolfdog, coywolf, coydog or dogote. Lions and tigers can also be bred to create hybrids, which are called ligers or tigons. In your opinion, would it be possible to cross a cheetah with a wolf? If so, what would you call this hybrid? A woltah? A cheef?

Answers will vary.

### Selective breeding can cause big changes



Breeders prized the "squished face" appearance of the Pug and chose dogs with shorter and shorter snouts. Because of their face shape, modern Pugs are susceptible to eye trouble and breathing problems.



In 1900, Shetland Sheepdogs were reported to weigh between 7 and 10 pounds and have medium length fur. The modern Shetland Sheepdog has doubled in size and has much longer fur.

5. Suppose that a settlement on Mars uses Great Danes for pulling sleds while a different settlement uses Chihuahuas for hunting cockroaches that hide in small spaces. If the people in the first settlement selectively breed their Great Danes to be larger and stronger while the people in the second settlement breed their Chihuahuas to be smaller and faster, what would you expect Mars dogs to look like after approximately 1,000 years have passed? Would Great Danes and Chihuahuas be different species from each other then?

Answers will vary.

It may still be possible to cross the breeds if they had the same number of chromosomes, but if the anatomical differences became too great the dogs would not be able to breed naturally and would become a "ring species." However, if chromosomal changes were great enough that they could not breed at all, they would be definitely be considered different species.

Martian Great Dane in 3022

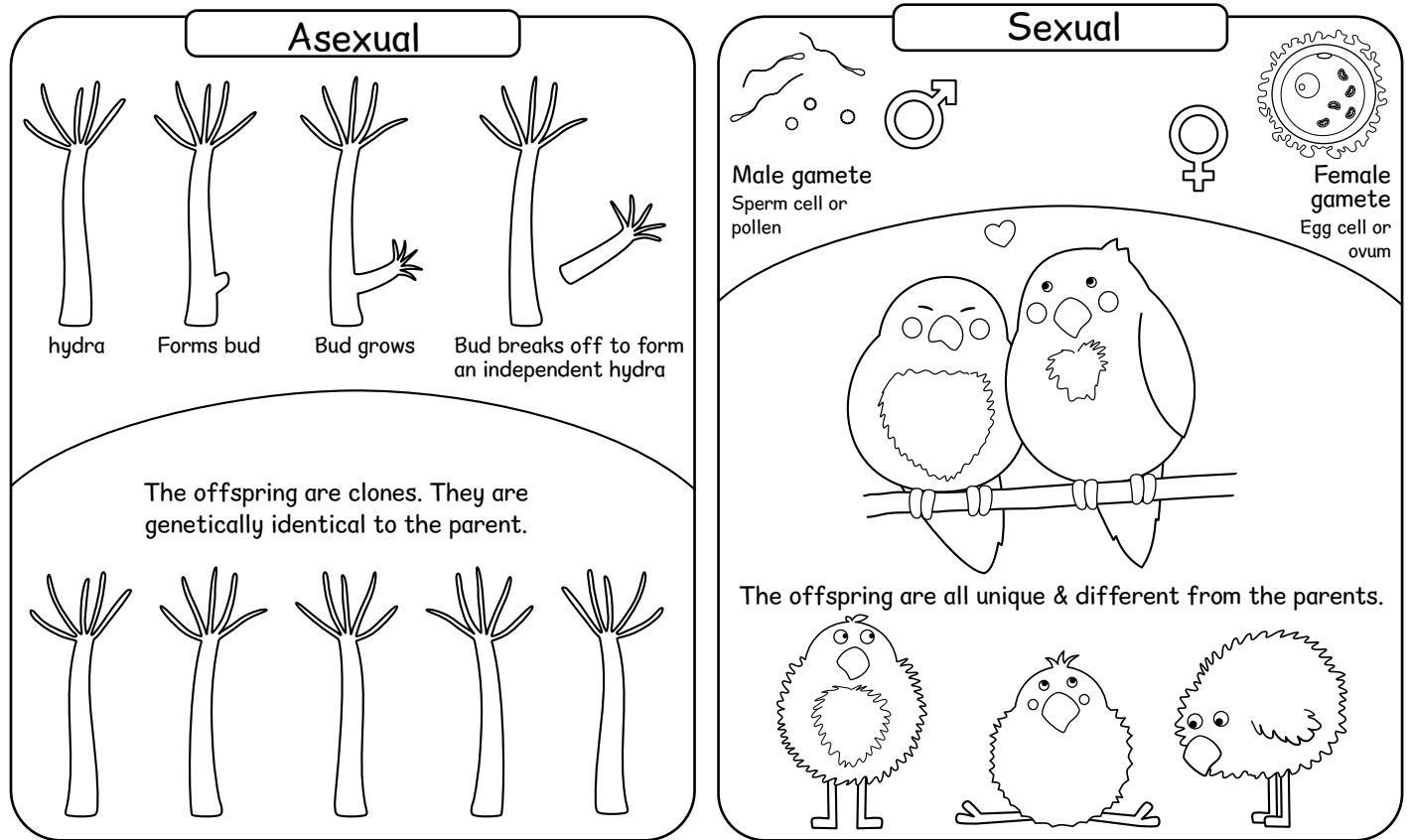
Have fun drawing! Does your Martian Dane look similar to a bear?

Martian Chihuahua in 3022

Have fun drawing! Does your Martian Chihuahua look similar to a weasel?

# Life finds a way

The **ability to reproduce** is one of the key characteristics in most definitions of life. There are two main strategies: asexual reproduction, which creates identical clones, and sexual reproduction which creates offspring that are different from each parent.



**Record the primary advantages and disadvantages in each category below. Consider the following:**

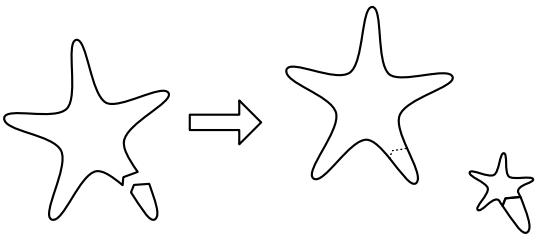
- Speed of reproduction: Is the next generation formed and independently growing within minutes or days? Does it take years to form an independent next generation?
- Genetic diversity: is the diversity high (which provides greater resistance to disease) or low (which makes a population more at risk from disease)?
- Does reproduction require a mate? Could one individual reproduce?

ASEXUAL REPRODUCTION		SEXUAL REPRODUCTION	
advantages:	disadvantages:	advantages:	disadvantages:
<ul style="list-style-type: none"> <li>• No need for partner</li> <li>• Faster</li> <li>• One individual can form a colony or community of organisms.</li> </ul>	<ul style="list-style-type: none"> <li>• Low genetic diversity</li> <li>• More risk from disease</li> </ul>	<ul style="list-style-type: none"> <li>• High genetic diversity</li> <li>• Less risk from disease</li> </ul>	<ul style="list-style-type: none"> <li>• Need a partner to reproduce.</li> <li>• Generally takes more time to grow next generation</li> </ul>




Match each reproductive strategy with the correct definition:

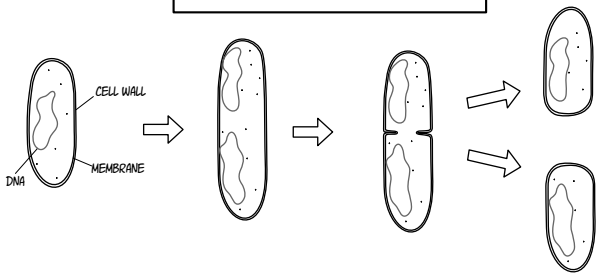
### FRAGMENTATION



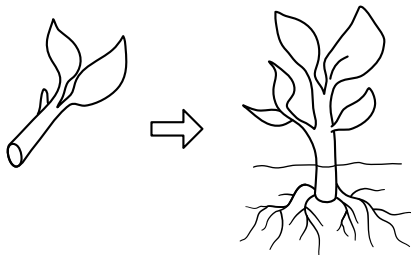
### SEXUAL REPRODUCTION



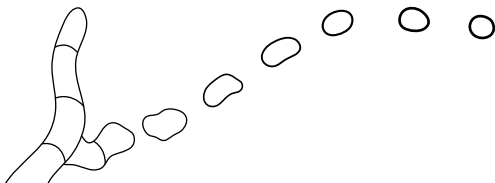
### BINARY FISSION



### VEGETATIVE PROPAGATION



### SPORE FORMATION



Genetic information from two individuals is combined to create offspring that are genetically different from both parents. This reproductive strategy is common among animals, fungi, and plants.

An organism is split into pieces. Each of those fragments then develops into adult individuals that are clones of the original organism. Molds, lichen, sponges, certain worms, and sea stars all use this reproductive strategy.

The division of one cell into two identical cells. This reproductive strategy is used by many types of single-celled life forms including bacteria and archaea.

A specialized cell is formed that can withstand harsh environmental conditions such as drought or extreme heat. Once conditions improve, this cell germinates and begins growing. This reproductive strategy can be either sexual or asexual. Commonly used by fungi.

A form of reproduction occurring in plants where a fragment or cutting is separated from the parent plant and grows as a separate individual. Commonly used with food crops such as bananas, sweet potato, sugarcane, and pineapple.


# Hands-on Science Project

## PROPAGATE A POTATO

### MATERIALS:



Potato or sweet potato




Knife



Rubbing Alcohol



4 identically-sized pots or bags  
Use a large pot or bucket with drainage holes, or a large burlap sack.

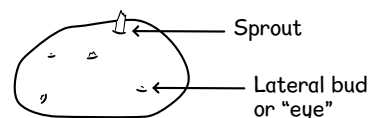


Potting soil  
Enough to fill all 4 containers

### For best results, use sprouting potatoes

Most commercially-available potatoes are treated with chlorpropham, a compound that prevents sprouting. For best results, select a tuber where you can see small sprouts or swelling in the "eyes" of the tuber. If you do not see any sprouts or signs of budding, let the potato sit in a dark location at room temperature until sprouts form.

Potatoes are tubers, specialized root structures that store starch. Tubers contain buds that can grow into new plants!



1. Place the potato in a dark and warm area (such as a kitchen cupboard) and let it sit there until sprouts have formed at the eyes. This may take between 1 to 3 weeks.

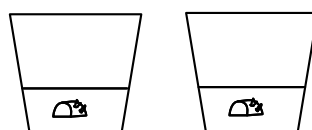


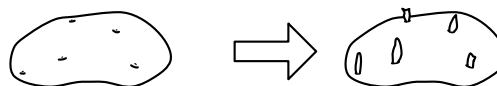
2. When the potato has sprouts, clean the knife with rubbing alcohol. Use the clean knife to cut the potato into 4 pieces that are roughly equal in size. Make sure that each piece of potato has at least one or two "eyes" with sprouts. If there are many sprouts on the piece of potato, break off some of the sprouts so there will be no more than two sprouts per quadrant.

3. Let the cut pieces sit at room temperature for 24 hours. This drying process helps prevent mold from growing on the potatoes after they are planted.

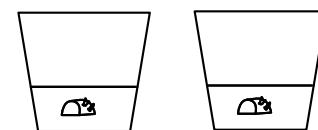
4. Fill the pots or burlap bags 1/3 full with potting soil. Place one potato piece in each container so that the potato is approximately 5 cm or 2 inches below the surface of the soil.

5. Water the soil in each pot so that it is moist. Place two of the pots in a very sunny location and the other two pots in a shady location.

6. Care for the plants by keeping the soil moist with regular watering. Do not let the soil become too wet or waterlogged, and be careful that it doesn't dry out completely.



Place two pots in a bright location, either under lamps or next to a window that receives several hours of full sunlight.



Place two pots in a location with less light (but not dark).

### Indoors or Outdoors?

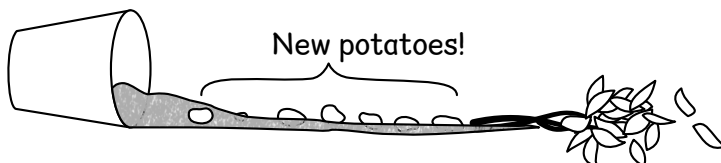
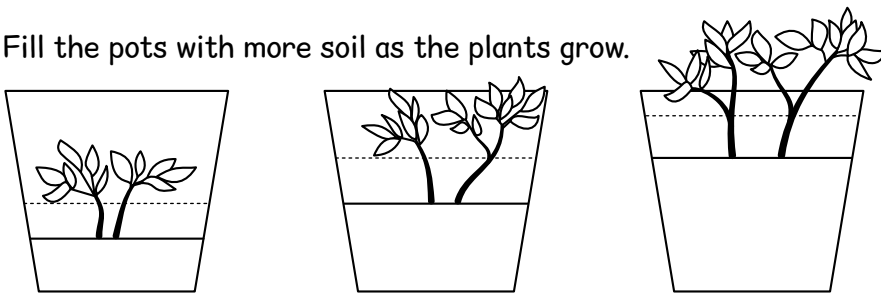
This activity can be done either indoors or outdoors. If you have space and it's winter time, we recommend indoors! If you have cats or dogs, take care that they don't eat the above-ground leaves and stems of the potato plant, which are poisonous. If you would prefer to plant your potatoes outdoors, plant them no earlier than 4 to 6 weeks before the average last frost. They are cold hardy and can handle some freezing or near-freezing temperatures. Whether the plants are indoors or outdoors, they will need at least 10 to 12 weeks of growth to produce a crop of new tubers.

7. After sprouting, continue to add additional layers of potting soil until the pot is full. Record your observations about the size and appearance of the above-ground plants at regular intervals.

8. After 10 to 15 weeks or when the plants begin to die back, pour out the potting soil and sort through it to find the new potato tubers. (See page 13 for more detailed instructions).

How many tubers did you find? Which plants produced the most potatoes?

Fill the pots with more soil as the plants grow.



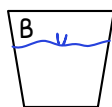
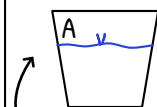
Observations just after the first sprouts emerge:

Noting the date is a vital part of recording research!

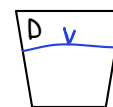
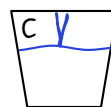
DATE:  
1/02/2022



Full sun



Partial sun or shade



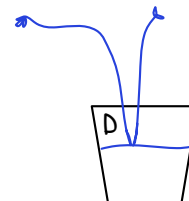
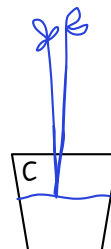
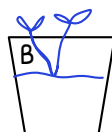
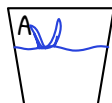
Draw the soil line and a simple representation of your tubers in these pots!

Observations will vary! These entries are examples from when we planted potatoes.

Write a line or two about what you observe.

Observations 1 week after the first sprouts emerge. Draw the approximate size and shape of the potato plants growing in each container.

DATE:  
1/09/2022

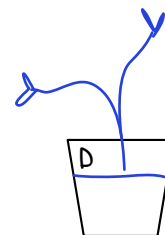
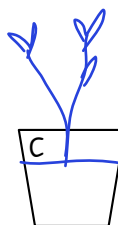
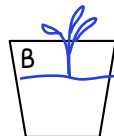


The leaves are starting to curl on the plant in pot A. I think it may be sick.

Observations 3 weeks after  
the first sprouts emerge:

DATE:

1/23/2022

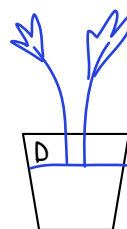
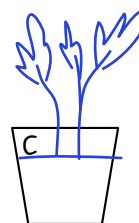

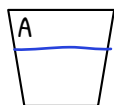


We added more soil at week 1. Plant A got sick with a fungus and died on 1/16/2022.

Observations 6 weeks after  
the first sprouts emerge:

DATE:

2/13/2022


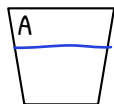


The full sun plant looks much more robust and larger than the part shade plants.

Observations 10 weeks after  
the first sprouts emerge:

DATE:

3/6/2022



Leaves are yellowing - The plants seem to be getting ready to die back.

DATE:  
3/10/2022

## POTATO HARVEST

Before harvesting your potatoes, answer the following questions:

1. Which plants have the most above-ground material? Count the approximate number of leaves on each plant and record their numbers.

The plant with the most above-ground mass: B

The number of leaves on each plant:

NA. Died on week 3	125	20	35
<u>A</u>	<u>B</u>	<u>C</u>	<u>D</u>

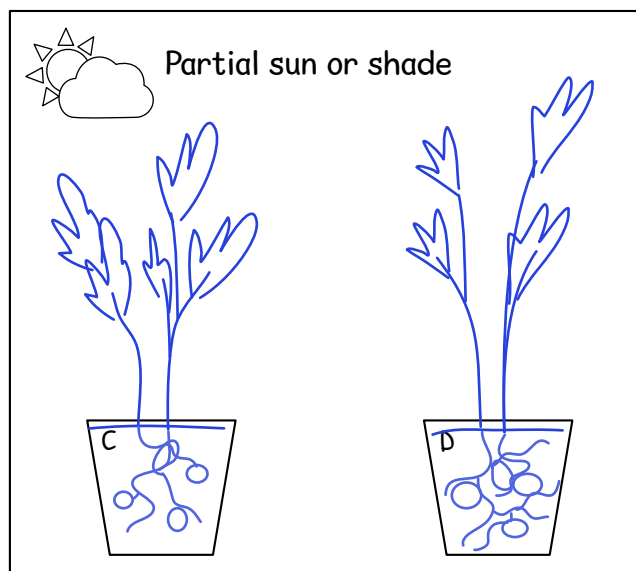
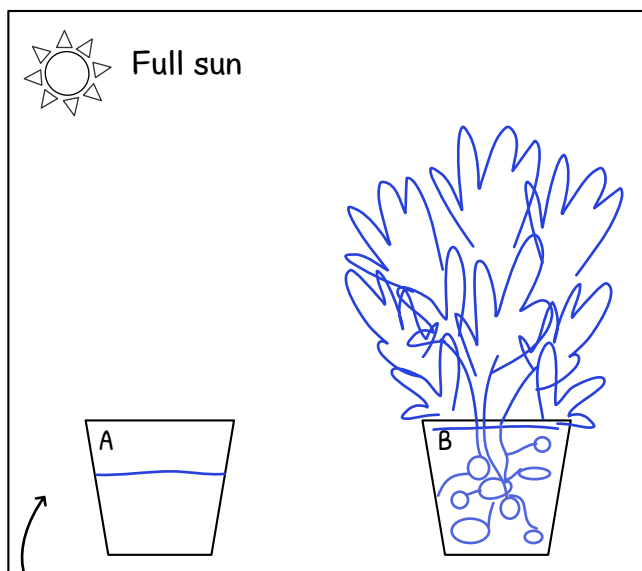
2. How different were the light conditions between your “full sun” and “partial sun” plants? If possible, study the locations for one day and count the number of hours of direct light each plant experienced.

Full sun = window with 9 hours of direct light each day

Part shade = window with 2 hours of direct light.

4. Plants get their energy from photosynthesis, which requires light. Which plants were able to do the most photosynthesis during the experiment? What did the plant do with the energy it gathered from photosynthesis?

The full sun plants gathered most energy by photosynthesis. They used some of that energy to make tubers!



Draw the above ground portion of your potato plants. Then draw a guess of what you think the root structure will look like. How many tubers do you expect to find?

### When to harvest potatoes

Farmers usually wait until the tops of the potato plants have turned yellow and died back before harvesting. This allows the plant to store the most starch in the tubers.

With potatoes grown indoors, you can wait for the plants to go dormant or you can harvest them anytime after 10-12 weeks of growth. The choice is yours. Harvesting before 10 weeks will result in very small (pea and marble size) potatoes.

### How to harvest potatoes

If the plants are in containers, take them outside and empty the dirt from the container. Sift through all the dirt and separate the tubers from the roots and potting soil.

If the plants are in the ground, loosen the soil around them with a shovel. Pull up the plants and then thoroughly explore the area with shovel and hands to be sure you found all of the tubers.

Wash and dry the potatoes and store them in the fridge until ready to eat. If the skin of a new potato is scratched or damaged during harvesting, then they won't store for as long and should be eaten sooner rather than later.

## POTATO HARVEST

After harvesting your potatoes, answer the following questions:

1. Which plants produced the greatest number of tubers? Count and record the number of tubers from each plant.

A



B

17 potatoes  
(Most potatoes)

C


9 potatoes

D

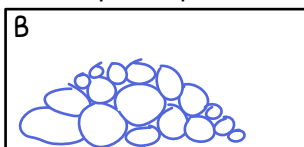
11 potatoes

2. Which plant produced the greatest biomass of tubers? In other words, which plant grew the most food?  
If you don't have a scale to weigh the potatoes, that's okay! Compare the size of the potatoes from each plant and draw pictures to represent the potato production of each.

A



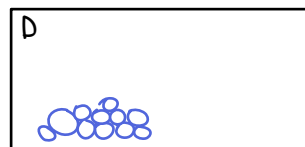
B



C



D



3. The main variable studied in this experiment was light. Ideally, everything else would have been the same for each potato plant. But in real life, experiments don't always have ideal conditions! Were there any other variables that impacted your plants, such as disease, an injury, waterlogged roots, or drought stress?

Yes. Plant A got sick with a disease and died on week 3. It showed signs of illness just 5 days after sprouting.

## CONCLUSIONS

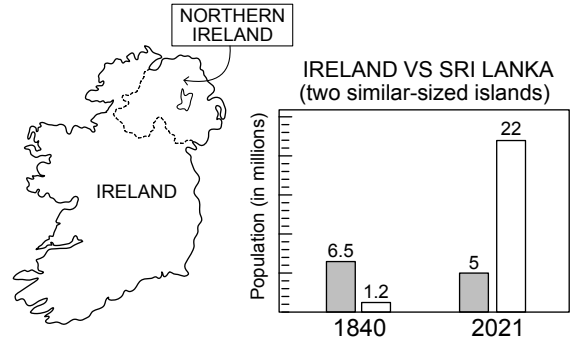
DATE:  
3/10/2022

Your potatoes were genetically identical clones. Did they grow into identical plants or did they look different from each other? What impact did light have on the production of your potatoes? Do you have any advice for someone who wants to grow their own potato clones?

They looked very different! The plants with full light produced more potatoes and larger potatoes than the plants with part shade. Only advice is to really carefully wash and clean potatoes before cutting them.

## Potato Blight and the Irish Potato Famine

From 1845-1852, Ireland experienced a devastating famine when a fungus-like microorganism called *Phytophthora infestans* caused a serious disease known as potato blight. The blight caused the Irish to lose about  $\frac{1}{4}$  of their most important food crop and resulted in over a million people dying of starvation and millions emigrating away from the island in the following years when the potato harvest was poor. Ireland is possibly the only country in the world that has a lower population today (5 million) than in 1840 (about 6.5 million).

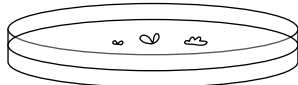


## How Potatoes are Grown

Potatoes can be infected by many different pathogens including viral, fungal, bacterial, and protozoan! Because they are susceptible to so many diseases, many of which are hard to detect, the crops of modern potato farmers actually start out in test tubes!

### Tissue Culture

(Also called micropropagation)




Growing cells in an artificial medium like agar or broth.

It's called tissue culture and it all begins with a small piece of plant about the size of a flake of pepper. This flake of green leaf tissue is taken from a parent plant which was grown in a controlled environment free from viruses.

The disease-free bit of the plant (meristem) is placed in a test tube that has all the nutrients that the plant needs in order to grow. The test tube remains in the sterile lab until the cells have grown into a "plantlet," a small plant with distinct roots, stem, and leaves.

When the plantlets are large enough, they are moved to a greenhouse and planted in the ground. Then, just like regular potatoes, they grow for a few months, forming miniature tubers. After harvesting, these small tubers (called seed potatoes) are sorted and stored until it's time to plant the large crop of potatoes in regular fields.

WHAT'S THE DIFFERENCE BETWEEN A COOKED SWEET POTATO AND A FLYING PIG?

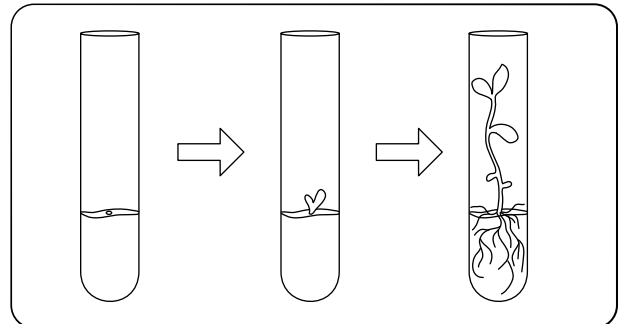



ONE IS A HEATED YAM AND THE OTHER IS A YEETED HAM!

Certified seed potatoes have been tested multiple times to be sure they are free from bacterial, fungal, and viral infections.

When the seed potatoes are ready to be planted, a large machine uses sharp spikes or suction cups to grab each seed potato and drop it into the designated furrow of soil.

The buds on the seed potatoes sprout into plants and as the plants grow, so does their network of tubers underground. It is now up to the farmer to care for the potatoes by irrigating and fertilizing them. They'll be ready to harvest between 80 to 115 days after planting. At harvest, they're carefully dug up and stored between 10 and 14 days in cool temperatures ( $\approx 15^{\circ}\text{C}$ ) to allow the skins time to harden and minor injuries to seal. Then they're sent to a grocery store near you!



### SEED POTATOES



SMALL TUBERS ABOUT 1-2 OUNCES IN SIZE

### POTATO SEEDS



PRODUCED FROM FLOWERS THAT GROW INTO GREEN TOMATO-LOOKING BERRIES.

## Why is Idaho famous for its potatoes?

The domestic potato originated in the mountains of Peru. Idaho has a similar climate and geology to this area with warm sunny days, cool nights, and fertile volcanic soil that is well-draining and high in nutrients. The high elevation, geologic history, location, and surrounding areas all combine to make Idaho ideal for potato production. The state grows about 13 billion pounds of potatoes every year.

Idaho even has a museum dedicated to the potato with an exhibit of the world's largest potato chip!

# The question of inheritance

Throughout history people have had different ideas about how traits are inherited. The three ideas described below were common when Mendel was alive. Which of these ideas best explains what you have observed about traits and how they are inherited? Rate them from one star (not accurate, e.g. there are lots of counter examples for this idea) to four stars (this idea explains inheritance very well).

LAMARCKISM	PANGENESIS	BLENDING
Lamarckism is the belief that acquired traits can be inherited. Giraffes are able to lengthen their necks by constantly stretching, so their offspring will inherit a longer neck.	Pangenesis is the idea that every part of the body produces small particles called gemmules which are then passed on to offspring.	Blending inheritance is the idea that each trait will be inherited by the offspring at about the average level of each parent. For example, your hair color falls between your parents' hair colors.
★☆☆☆	★☆☆☆	★★★★

## Gregor Mendel

Mathematician, biologist, abbot, and founder of genetics

FILL IN THE BLANKS USING THESE WORDS:

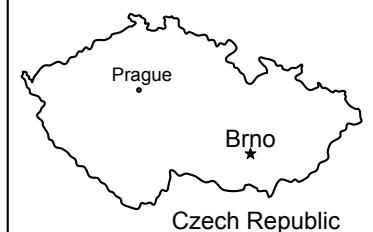
garden inheritance traits pea genetics

Gregor Mendel was a monk at St. Thomas Abbey. During Mendel's lifetime, the question of how traits were passed from one generation to the next was one of the great mysteries of science. Popular ideas to explain inheritance included Lamarckism, the idea that acquired traits could be passed on to offspring.

In the 1850s, Mendel conducted experiments to discover how inheritance worked. He studied the characteristics of pea plants, such as green and yellow seeds. His experiments were conducted in a small garden next to the abbey.

His conclusions were incredibly advanced for his time and he is widely considered to be the founder of modern genetics.

THE LOCATION OF ST. THOMAS ABBEY

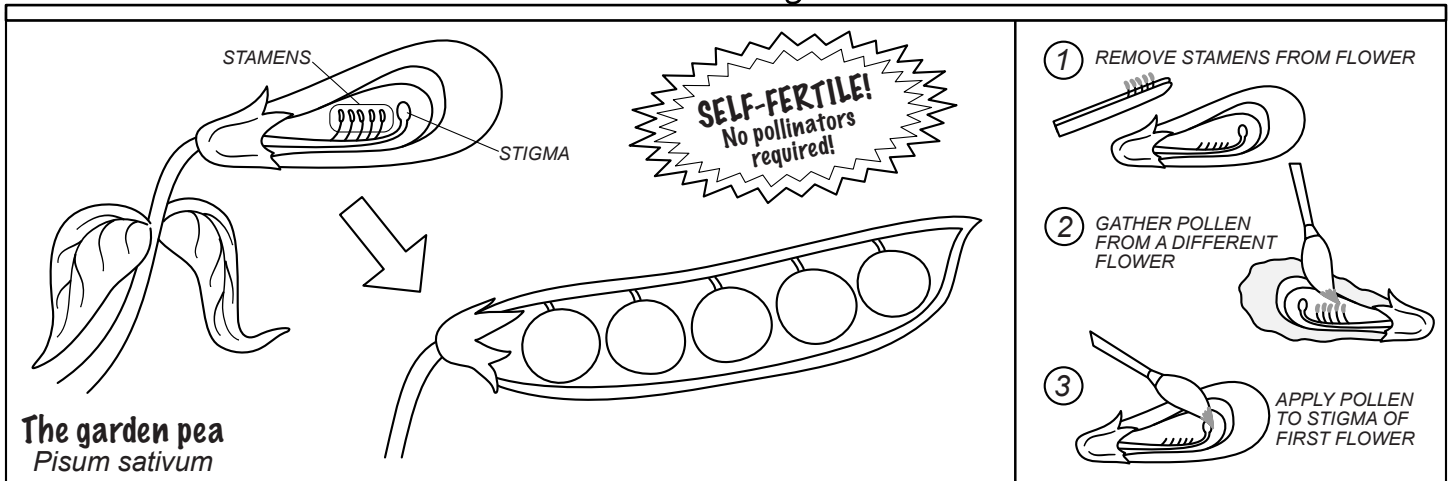


GREGOR MENDEL 1822-1884



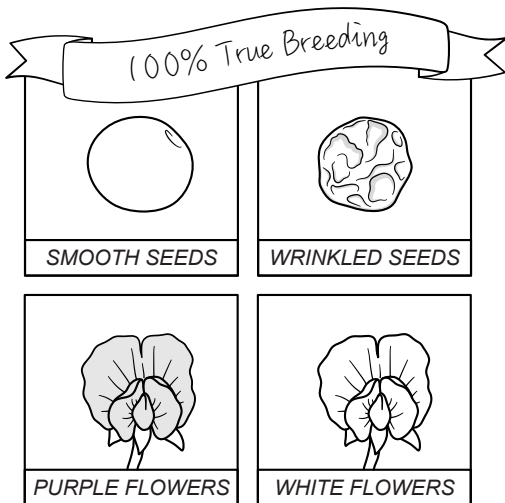


# A famous experiment

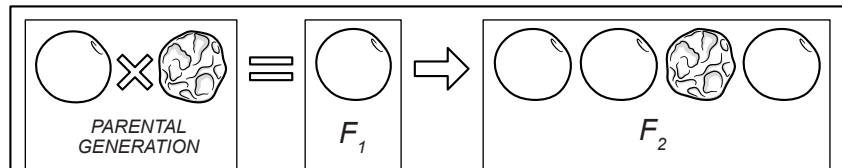


Peas are self-fertile. They do not need pollinators and unless a person intervenes, the pollen on the stamens will fertilize the stigma and produce a pea pod filled with seeds. To cross-pollinate two different pea plants, Mendel used tweezers to remove the stamens from one flower (1) and used a paintbrush to gather pollen from the flower of a different plant (2). The pollen was then applied to the stigma of the first plant to produce hybrid seeds (3).

## MEET THE PARENT PEAS!



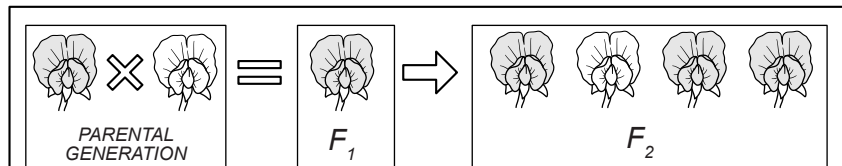
## THE EXPERIMENT



A pea plant with smooth seeds is cross-fertilized with a plant that has wrinkled seeds.

ALL of the seeds in that first generation (called the  $F_1$  generation) are smooth.

When those first generation seeds ( $F_1$ ) are self-fertilized, the next generation shows a 3 to 1 ratio of smooth to wrinkled seeds.



We see the same result with flower color.

If you were Mendel, how would you explain these results? Why is one trait disappearing in the  $F_1$  generation and then coming back again in the next?

Answers will vary.

# Disappearing and reappearing traits?

Mendel's results explained

FILL IN THE BLANKS USING THESE WORDS:

alleles inherited generation ignored traits dominant

When crossing two true-breeding pea plants with different traits, Mendel found that the F<sub>1</sub> or first generation of plants looked identical to one of the parent plants. The trait from the other parent had “disappeared.” But when these plants were self-pollinated, they were no longer true-breeding. Both of the traits appeared with a consistent ratio: ¼ of the plants had the trait that had disappeared while ¾ of the plants had the other trait.

To explain this phenomenon, Mendel said that each plant inherited two factors, one from each parent. Some factors were dominant and others were recessive. Today, we call these factors genes or alleles.

He published his research, but it was ignored for more than thirty years. Mendel wasn't recognized for his work until other scientists discovered the same facts in the 1900s.

## THE TIME TRAVELING SCIENTIST

**Panel 1:** TIME TO PAY A VISIT TO THE FATHER OF GENETICS.

**Panel 2:** PLACE: Brno DATE: 1866

**Panel 3:** HI MENDEL! HOW ARE THE PEA PLANTS?

**Panel 4:** ACTUALLY, I JUST MADE AN AMAZING DISCOVERY.

**Panel 5:** GENETIC INFORMATION IS PASSED FROM PARENT TO OFFSPRING IN UNITS.

**Panel 6:** EACH INDIVIDUAL HAS TWO UNITS OF GENETIC INFORMATION – ONE FROM EACH PARENT!

**Panel 7:** REVOLUTIONARY! WHAT AN AMAZING DISCOVERY!

**Panel 8:** RIGHT?! I WROTE A PAPER ALL ABOUT IT.

**Panel 9:** EXCELLENT. AND WHAT DID YOU CALL THESE UNITS OF GENETIC INFORMATION?

**Panel 10:** FACTORS.

**Panel 11:** YOU SHOULD CALL THEM GENES INSTEAD.

**Panel 12:** WHY GENES?

**Panel 13:** SO WE CAN MAKE PUNS ABOUT PANTS!

# Genotype

the genetic information

In this example, we use "P" to represent the allele for purple flower color and "p" to represent the allele for white flower color.

The gene for flower color.\*

There isn't just one gene for flower color! There are different versions of this gene. One has instructions for purple flowers. Another version has instructions for white flowers. Different versions of the same gene are called **alleles**.



purple allele



white allele

\*We'll learn more about what genes are (segments of DNA) and where they are located (on chromosomes) in the next unit. For now, we can think of them as little bosses telling the organism what to do.

THE FLOWERS HAVE TO BE PURPLE! YOU HEAR ME?!  
PURPLE FLOWERS FOREVER!!!



IF NO ONE HAS OTHER PLANS, MAY I SUGGEST WHITE FLOWERS?



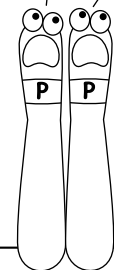
# Phenotype

the observed trait

In this example, there are two phenotypes: purple flowers and white flowers. Write the expected phenotype in each box below. Then color the flowers accordingly.

NOTHING BUT PURPLE!

ALWAYS PURPLE!!!

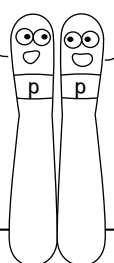


A plant with two alleles for purple flowers will produce:

purple

WHAT DO YOU THINK ABOUT WHITE?

THAT WOULD BE LOVELY!

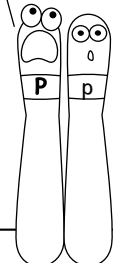


A plant with two alleles for white flowers will produce:

purple

PURPLE FLOWERS FOREVER!!

UH, OKAY.



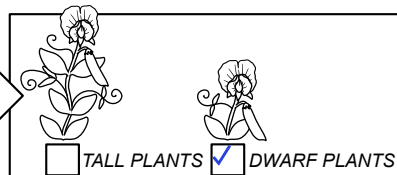
A plant with one allele for purple and one allele for white will produce:

white

In the example above, the purple allele is **dominant** and the white allele is **recessive**. The traits below also have a dominant allele (represented by a capital letter) and a recessive allele (lower case letter). Use this information to indicate the phenotype that will be produced from each pair of alleles.

FOR PLANT HEIGHT, I HAVE INSTRUCTIONS FOR DWARF PLANTS. WHAT DO YOU THINK ABOUT THAT?

IT'S PERFECT!



For plant height, if the **genotype** is:

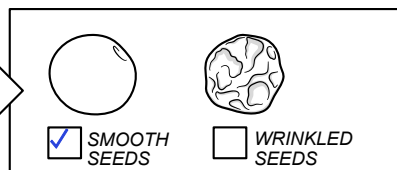

Tt

The **phenotype** will be:

tall

THE SEEDS MUST BE SMOOTH!! NO WRINKLES!

I WAS HOPING FOR WRINKLES, BUT WHATEVER YOU SAY.



For seed texture, if the **genotype** is:

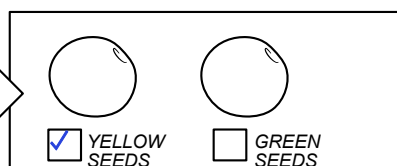
Ss

The **phenotype** will be:

smooth

ONLY YELLOW SEEDS!!

YES! YELLOW SEEDS FOREVER!!!



For seed color, if the **genotype** is:

yy

The **phenotype** will be:


green

The traits Mendel studied follow a **dominance / recessive** pattern. The trait of wool color in sheep does as well, which explains why black sheep are less common than white. Color in the sheep below with the correct phenotype and then label each block below as either “Homozygous dominant,” “Homozygous recessive,” or “Heterozygous.”

**Homozygous** the alleles are the same!

WHITE FUR!

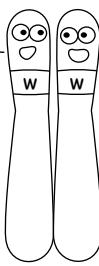
YES, THE FUR MUST BE WHITE!



THE GENOTYPE FOR THIS SHEEP:

**WW**

I'M PARTIAL TO BLACK WOOL. ME TOO! LET'S DO BLACK.



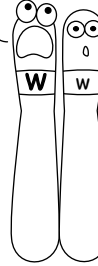
THE GENOTYPE FOR THIS SHEEP:

**ww**

**Heterozygous** different alleles!

WHITE IS THE ONLY COLOR FOR FUR!!

ALRIGHT.




THE GENOTYPE FOR THIS SHEEP:

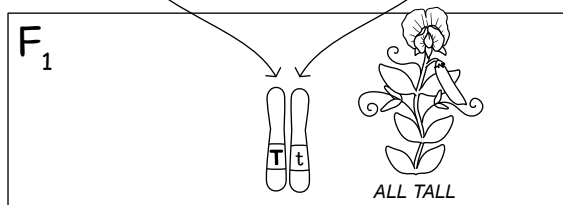
**Ww**

## Mendel's results explained (in more detail)

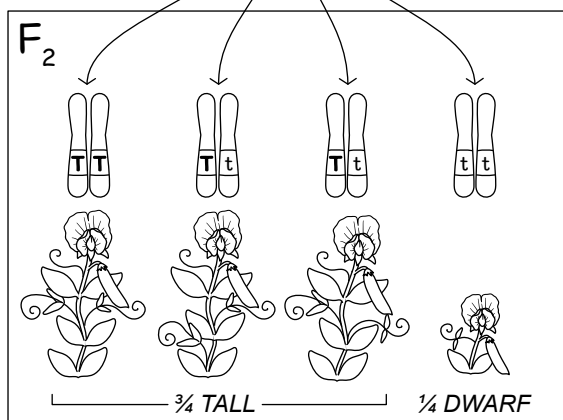
Write either “heterozygous” or “homozygous” in each of the labels below.



The plants in the parent generation are true-breeding or homozygous for their trait, which is plant height. The tall plants always produce seeds that grow into tall plants. The dwarf plants always produce seeds that grow into dwarf plants.




The F<sub>1</sub> generation received one allele from each parent plant and are heterozygous for plant height. All of the plants in this generation are tall. The plants will be self-fertilized to form the F<sub>2</sub> generation.

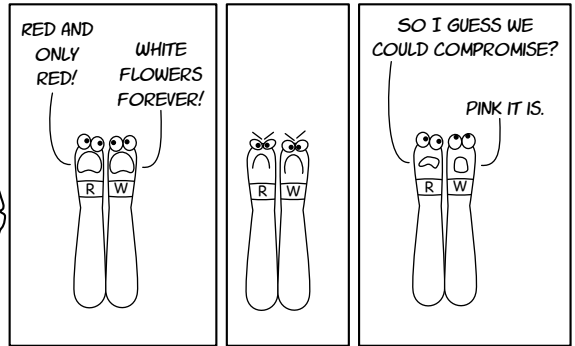


In the F<sub>2</sub> generation, a quarter of the plants show the phenotype of dwarfism. These plants are homozygous recessive. Two of the three tall plants are heterozygous, which means they are no longer true-breeding for the trait of plant height.

In real life, things are often more complicated...



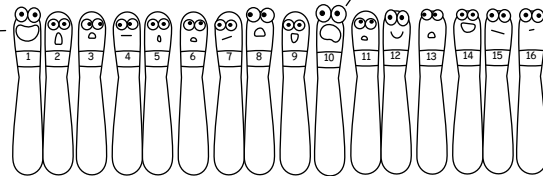
In cases of incomplete dominance, the heterozygous phenotype is different than either of the homozygous phenotypes!



Most human traits are controlled by multiple genes and have complicated inheritance patterns. We sometimes think of eye color as being a trait that follows Mendelian inheritance patterns with brown eyes being dominant and blue eyes being recessive.

But it's not that simple! With more than 16 different genes playing a role in the process, two blue-eyed parents can indeed have a brown-eyed child. The same is true with many other traits including hair color, earlobes, and more.

DID YOU KNOW THERE ARE 16 DIFFERENT GENES THAT DETERMINE EYE COLOR IN HUMAN BEINGS?\*

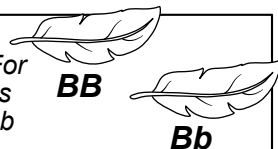

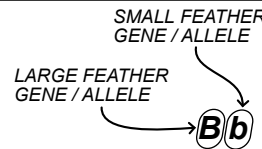
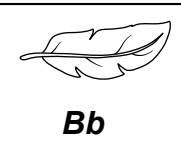
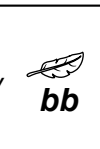
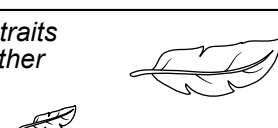


HEY! HOW DO WE KNOW WHO IS IN CHARGE?

I'M GOING TO DO MY OWN THING AND IGNORE EVERYONE ELSE.

\* For further reading, see Genotype-phenotype associations and human eye color by Desiree White in the Journal of Human Genetics. Published Oct 14, 2010.

Draw lines to match each term with the correct description:


<b>Recessive</b>	<p>Only one copy (allele) of a gene is needed for the trait to be expressed. For example, if the trait for large feathers is represented by B, then both BB and Bb would result in big feathers.</p> 
<b>Dominant</b>	<p>The copies (alleles) of the gene are both the same. This word comes from the Greek word "homos," which means same, and "zugos," which means yoked.</p> 
<b>Homozygous</b>	<p>The genetic information of an organism. The term can also refer to the genetic information of a specific trait.</p> 
<b>Heterozygous</b>	<p>There are two different versions (alleles) of the gene. This word comes from the Greek words "heteros," which means different, and "zugos," which means yoked.</p> 
<b>Genotype</b>	<p>The trait will only be expressed if there are two identical copies (alleles) of the gene. For example, if small feathers are represented by b, then only the genotype of bb will produce small feathers.</p> 
<b>Phenotype</b>	<p>The observable characteristics or traits of an individual, such as having either small or large feathers.</p> 




# Laws of heredity

Yujun buys two pure-bred cats, each with a pedigree showing that all of their ancestors have the same trait for hair length. One cat is long haired. The other is short haired. Now the cats are going to have kittens. Yujun knows that hair length is a recessive/dominant trait but doesn't remember which trait is dominant. Match each of the possible outcomes with the correct conclusion.


*All kittens have short hair*




*All kittens have long hair*



*Some kittens have long hair, others have short hair.*






LONG HAIR IS A DOMINANT TRAIT

SHORT HAIR IS A DOMINANT TRAIT

AT LEAST ONE OF THE CATS WAS NOT PURE-BRED.

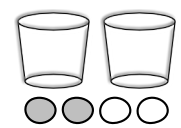


## 1. SEGREGATION - the alleles are distributed randomly

Mendel's first law states that the chance of inheriting an allele (or genetic factor) is random. For example, in the case of yellow or green seeds in pea plants, if the parent is heterozygous (Yy) there is a 50% chance the offspring will receive the dominant yellow (Y) allele and a 50% chance they will receive the recessive green (y) allele. This is called the principle of segregation.

Try it yourself!

**Supplies:** 2 cups and 4 objects to represent dominant and recessive alleles. The objects should have the same shape and size but different colors. You could use dried peas, beans, marbles, dice, marshmallows or any items of the same size. Just make sure they are marked or colored so that you can tell them apart.



STEP 1

STEP 2

STEP 3



STEP 4

Place 1 object of each color in each cup. Assign one of the colors to be dominant (A) and the other to be recessive (a).



Without looking, draw one object from each cup.

Record whether you picked two dominant (**AA**), one of each (**Aa**), or two recessive (**aa**) in the tables below. Go back to **STEP 1** and repeat until the table is full.



Color each cell green if it holds **aa** and yellow if it holds **AA** or **Aa**.  
When complete, do you expect the table will have more yellow or green squares? Expect more yellow

→ AA

→ Aa

→ aa

AA	Aa	aa
----	----	----

AA	Aa	Aa	aa	Aa	Aa	aa	aa	Aa	Aa	aa	aa	AA	Aa	Aa	Aa	aa	aa	Aa	aa
AA	Aa	aa	AA	AA	AA	AA	Aa	AA	aa	Aa	aa	Aa	aa	aa	AA	aa	AA	Aa	Aa

Count the number of yellow and green cells in your table. 26 Yellow 14 Green

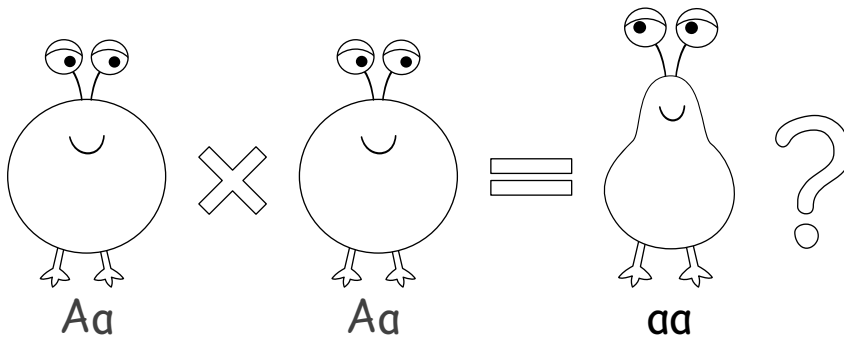
Answers will vary! The first time we did this, we had 26 yellow and 14 green. Our second attempt had 31 yellow and 9 green.

Mendel's first law predicts 30 yellow (AA and Aa) and 10 green (aa). Were your results similar to this? If you repeated this activity 3 more times, would you expect the overall ratio to be closer to or further away from  $\frac{3}{4}$  yellow and  $\frac{1}{4}$  green?

Yes. If repeated more, we would expect the ratio to come closer to  $\frac{3}{4}$  yellow and  $\frac{1}{4}$  green.

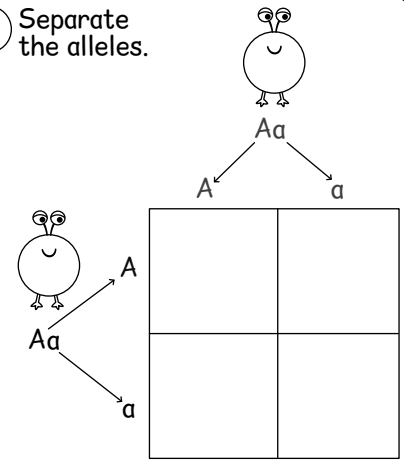
# Punnett Squares

Since the probability of getting one allele or another is 50/50, we can use a tool called a Punnett square to see all of the possible combinations AND how likely they are to occur! For example, if a round shape is dominant and pear shape is recessive, a punnet square shows us how likely it is that two heterozygous aliens would produce a pear-shaped alien:

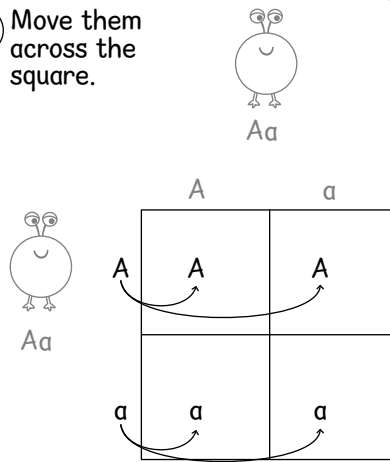


Round body shape (A) is dominant and pear body shape (a) is recessive. How many of the offspring will be pear-shaped (aa) from a heterozygous cross ( $Aa \times Aa$ )? A Punnett square can tell us the answer!

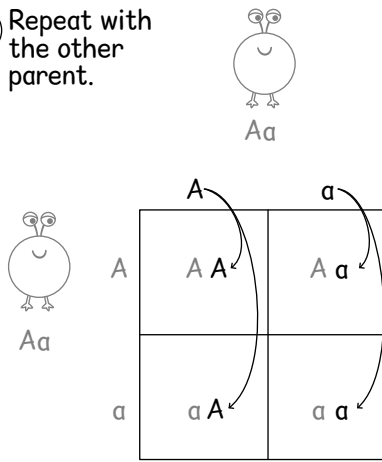
1 Separate the alleles.



2 Move them across the square.

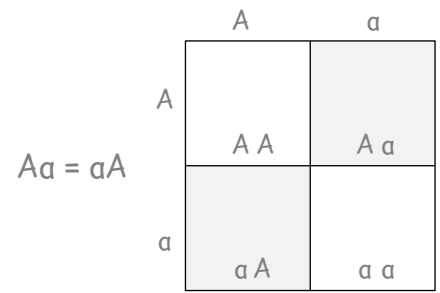


3 Repeat with the other parent.

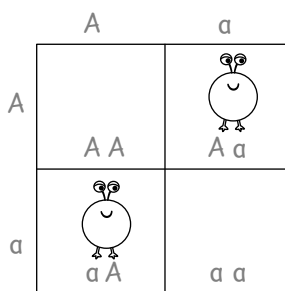


4 Evaluate your results!

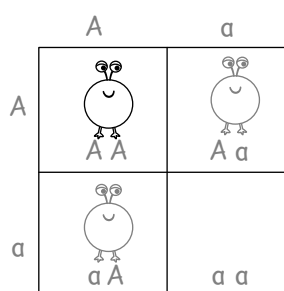
We have the genotypes. Now it's time to translate them into phenotypes! First, note that Aa is the same as aA.



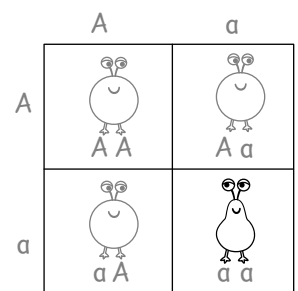
5 The phenotype for Aa is round.



6 Homozygous for the round allele (AA) also has the round phenotype.

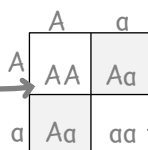


7 The phenotype for aa is pear-shaped.



8 Because each of the 4 outcomes is equally likely, the chance of any given square is 25% or  $\frac{1}{4}$ .

Round heterozygous aliens have a  $\frac{1}{4}$  chance of producing a homozygous round alien.




Round heterozygous aliens have a  $\frac{1}{2}$  chance of producing another heterozygous round alien.

Round heterozygous aliens have a  $\frac{1}{4}$  chance of producing a pear-shaped alien.

## Practice some crosses!

Fill in the Punnett squares for each of the following crosses. Two eyes (B) is a dominant trait. One eye (b) is recessive. Write down the chance of producing a one-eyed alien for each cross. If no squares are "bb," then a one-eyed alien can't be produced from that cross (0% chance). If one square is bb, the chance is 25%. If two squares are bb, the chance is 50%. If three squares are bb, the chance is 75%. If all four squares are bb, the chance is 100%.




We usually just write "bB" as "Bb" so that all the heterozygous genotypes look alike.

**Bb x Bb**

	B	b
B	BB	Bb
b	Bb	bb


25 %  
chance of bb



**BB x bb**

	b	b
B	Bb	Bb
B	Bb	Bb


0 %  
chance of bb



**BB x BB**

	B	B
B	BB	BB
B	BB	BB


0 %  
chance of bb



**Bb x bb**

	b	b
B	Bb	Bb
b	bb	bb


50 %  
chance of bb



**BB x Bb**

	B	b
B	BB	Bb
B	BB	Bb

0 %  
chance of bb




**bb x bb**

	b	b
b	bb	bb
b	bb	bb

100 %  
chance of bb



With cats, white fur is dominant (W) and black hair (w) is recessive. **Before** you fill out each Punnett squares, check a box to make a prediction about whether the cross will produce black kittens. **After** filling out the Punnett square, mark the percentage of black kittens the cross produced.




Will there be black kittens?  
☒ yes ☐ no

$Ww \times ww$

	w	w
W	$Ww$	$Ww$
w	$ww$	$ww$

Black kittens produced:  
☐ 0% ☐ 25% ☒ 50% ☐ 75% ☐ 100%




Will there be black kittens?  
☐ yes ☒ no

$WW \times Ww$

	W	w
W	$WW$	$Ww$
w	$WW$	$Ww$

Black kittens produced:  
☒ 0% ☐ 25% ☐ 50% ☐ 75% ☐ 100%




Will there be black kittens?  
☐ yes ☒ no

$WW \times ww$

	w	w
W	$Ww$	$Ww$
W	$Ww$	$Ww$

Black kittens produced:  
☒ 0% ☐ 25% ☐ 50% ☐ 75% ☐ 100%




Will there be black kittens?  
☒ yes ☐ no

$Ww \times Ww$

	W	w
W	$WW$	$Ww$
w	$Ww$	$ww$

Black kittens produced:  
☐ 0% ☒ 25% ☐ 50% ☐ 75% ☐ 100%




Will there be black kittens?  
☐ yes ☒ no

$WW \times WW$

	W	W
W	$WW$	$WW$
W	$WW$	$WW$

Black kittens produced:  
☒ 0% ☐ 25% ☐ 50% ☐ 75% ☐ 100%



Will there be black kittens?  
☒ yes ☐ no

$ww \times ww$

	w	w
w	$ww$	$ww$
w	$ww$	$ww$







Black kittens produced:  
☐ 0% ☐ 25% ☐ 50% ☐ 75% ☒ 100%

For more on Punnett Squares, check out pages 112-117 in the appendix!

## 2. INDEPENDENT ASSORTMENT - traits are inherited independently

Mendel's second law of inheritance says that the inheritance of one trait (such as a cat having long hair or short) has no influence on the inheritance of another trait (such as the color of the cat's fur). This is called the principle of independent assortment. It applies to a lot of traits, but not all of them! Some genes are inherited together because they are located close together on the same chromosome.

When talking about hair color, it doesn't matter if the hair is long or short; cats with the **W** allele will be white, while cats with the **ww** genotype will be dark-haired.

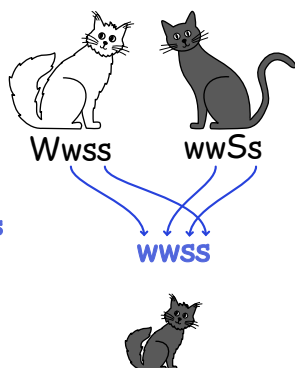
Genotype	SS	Ss	ss	WW	Ww	ww
Phenotype	SHORT HAIR	SHORT HAIR	LONG HAIR	WHITE HAIR	WHITE HAIR	DARK HAIR
						

When talking about hair length, it doesn't matter what color the hair is; cats with the genotype of **SS** or **Ss** will have short hair. Long hair is only produced by the genotype **ss**.

Could this pair of cats produce a black long-haired kitten? Check yes or no. Then show why or why not.

- ☒ YES  
☐ NO

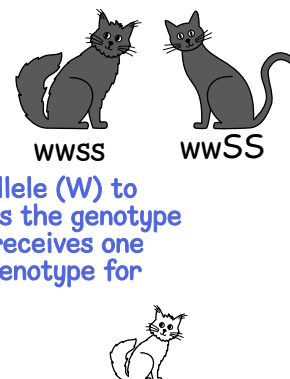
The only genotype that will give a black long-haired kitten is **wwss**. The kitten can get the recessive alleles from both parents.



Could this pair of cats produce a white long-haired kitten? Check yes or why not.

- ☐ YES  
☒ NO

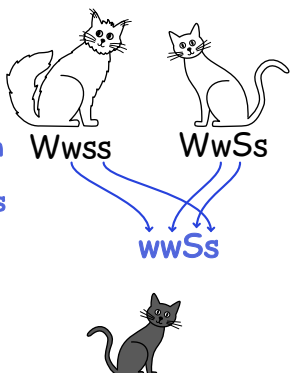
There is no dominant white allele (**W**) to inherit. Also, the kitten needs the genotype **ss** for long hair, but since it receives one allele from each parent, its genotype for hair length can only be **Ss**.



Could this pair of cats produce a black short-haired kitten? Check yes or no. Then show why or why not.

- ☒ YES  
☐ NO

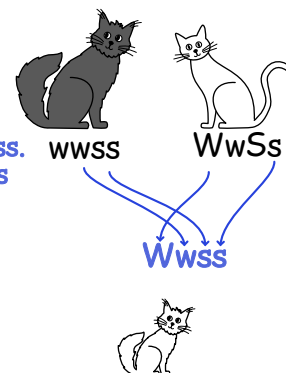
Yes. It is possible to pass on the genotype **wwSs**. The **ww** gives the color black, and **Ss** results in short hair.



Could this pair of cats produce a white long-haired kitten? Check yes or no. Then show why or why not.







- ☒ YES  
☐ NO

The kitten can inherit **Wwss**. **Ww** yields white fur, and **ss** yields long hair.



The traits of pea height (tall or dwarf) and the trait of flower color (purple or white) are inherited independently.

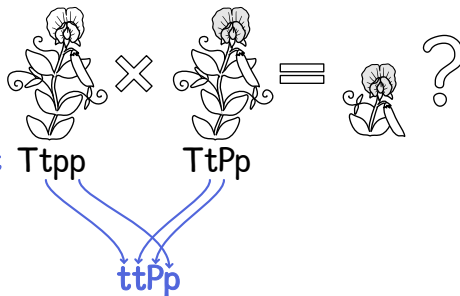
When talking about flower color, it doesn't matter if the plants are tall or dwarf; peas with the **P** allele will be purple while peas with the **pp** genotype will be white.

Genotype	TT	Tt	tt	PP	Pp	pp
Phenotype	TALL PLANTS 	TALL PLANTS 	DWARF PLANTS 	PURPLE FLOWERS 	PURPLE FLOWERS 	WHITE FLOWERS 

When talking about plant height, it doesn't matter what color the flower is; peas with the genotype of **TT** or **Tt** will be tall. Dwarf pea plants are only produced by the genotype **tt**.


Could this cross produce a dwarf pea plant with purple flowers? Check yes or no. Then show why or why not.

- ☒ YES  
☐ NO



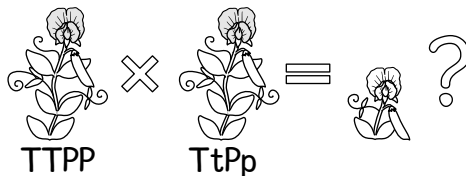
Could this cross produce a tall plant with white flowers? Check yes or no. Then show why or why not.

- ☐ YES  
☒ NO



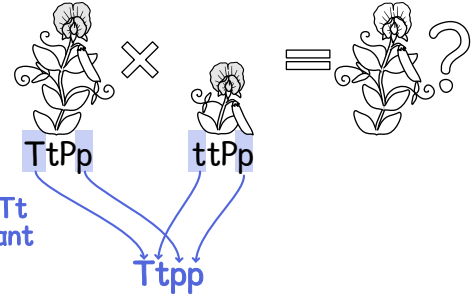
Could this cross produce a dwarf plant with white flowers? Check yes or no. Then show why or why not.

- ☐ YES  
☒ NO



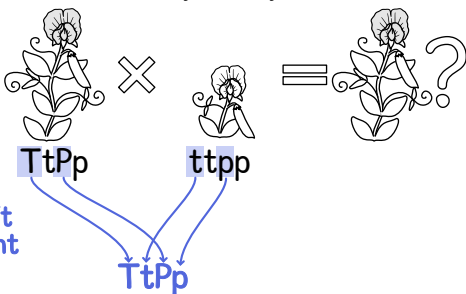
Could this cross produce a tall plant with white flowers? Check yes or no. Then show why or why not.

- ☒ YES  
☐ NO



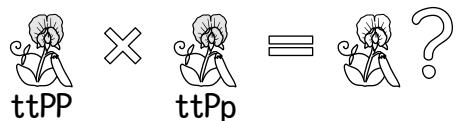
Could this cross produce a tall plant with purple flowers? Check yes or no. Then show why or why not.

- ☒ YES  
☐ NO



Could this cross produce a dwarf plant with white flowers? Check yes or no. Then show why or why not.

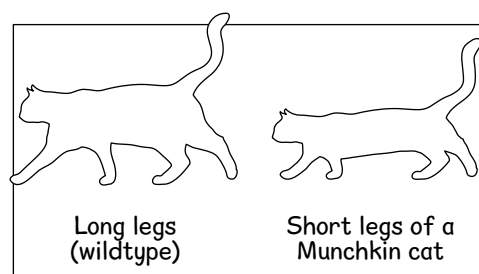
- ☐ YES  
☒ NO



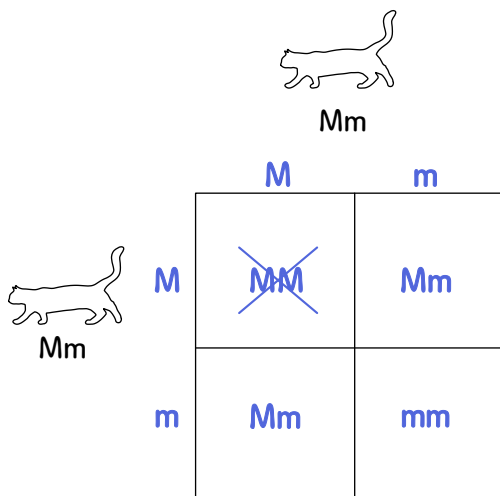
# The Munchkin Mutation

Riley is fostering a pregnant Munchkin cat named Percy for their local animal shelter. The short legs of the Munchkin are caused by a dominant mutation (**M**). The mutation is lethal if homozygous (the **MM** genotype fails to develop in utero). Heterozygous (**Mm**) gives the Munchkin phenotype of short legs, and homozygous recessive (**mm**) results in long legs (**wildtype**).

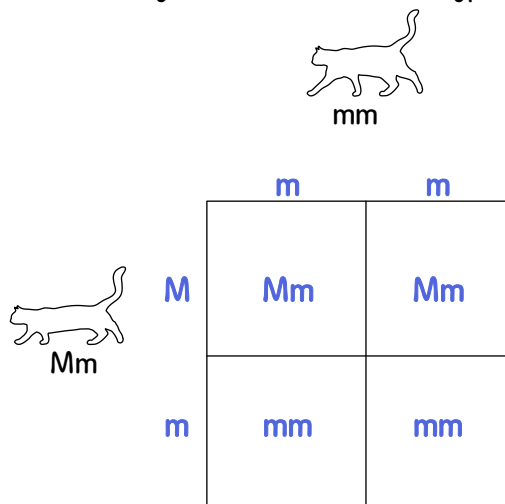
The animal shelter has a waiting list of people ready to adopt Percy's kittens. They want to know what the probability is of the kittens being Munchkins, but no one knows if Percy's mate was a Munchkin (**Mm**) or not (**mm**). Calculate the probability of Munchkin kittens from each possible cross.



## Possibility 1: Munchkin x Munchkin cross



## Possibility 2: Munchkin x Wildtype cross



What is the probability of Munchkin kittens if both parents are Munchkins?

- ☐ 100% - every kitten will be a Munchkin.
- ☒ Approximately 67% - 2 out of every 3 kittens will be a Munchkin.
- ☐ 50% - there's a 50/50 chance of the Munchkin trait.
- ☐ 25% - there's a 1 in 4 chance of the Munchkin trait.

What is the probability of Munchkin kittens if one parent is a Munchkin and the other is wildtype (has long legs)?

- ☐ 100% - every kitten will be a Munchkin.
- ☐ Approximately 67% - 2 out of every 3 kittens will be a Munchkin.
- ☒ 50% - there's a 50/50 chance of the Munchkin trait.
- ☐ 25% - there's a 1 in 4 chance of the Munchkin trait.

If Percy is pregnant with only two kittens, what are the possible outcomes for this litter?

Mark all genotype combinations that are possible.


- ☒ Mm and Mm
- ☒ Mm and mm
- ☒ mm and mm

Even though we don't know the other parent's genotype, each kitten could be either Mm or mm (inheriting M or m from Percy), so all three possibilities can occur.

# Ethics and Genetics

The study of genetics is about more than traits and DNA. It often impacts social and ethical questions as well. Read the following paragraphs and then write your opinion about the concerns associated with each example. There are no “right” answers here! These questions are as much about what you value as they are about heredity and genetics.

A group of dog breeders have developed a new dog breed called a Tardal.\* In working to establish the Tardal as an officially recognized breed, full health histories are completed for all Tardal dogs. The studies reveal that Tardals are intelligent, loyal, and have the fastest running speed of any dog on Earth, capable of running at 70 mph. But in addition to these desirable traits, Tardals are 11x more likely than other dogs to experience hip and ankle dislocation. They also have a life expectancy that is significantly shorter than other dogs, living for just 4 to 5 years.




Should this new dog breed be accepted, a move that would cause it to become a common breed among dog owners? Or should people stop breeding Tardals because of the health concerns associated with the breed? Write your recommendation:

Answers will vary. Similar questions to this one impact several dog breeds today. Pugs are more susceptible to eye problems and breathing issues, and large breeds such as Danes and German Shepherds are more likely to suffer from hip dysphasia.

*\*The Tardal is an imaginary dog breed invented for this lesson.*

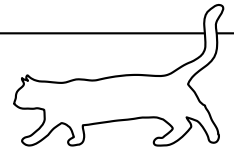
Remy breeds ball pythons and in one of their recent clutch of eggs they discovered a scale-less snake. Rare python morphs are valuable and Remy knows they can earn money by breeding the snake to produce more pythons without scales. But this scale-less snake has incredibly soft skin. It needs special care when shedding to avoid infection. Even with soft bedding, it is easily injured and often experiences minor cuts and scrapes from everyday movements.



Do you think Remy should breed the scale-less snake? Why or why not?

Answers will vary. Scaleless python morphs exist in real life and some snake breeders argue that they should not be bred because of their susceptibility to injury.

The Governing Council of the Cat Fancy\* currently refuses to recognize Munchkins as a breed because of health issues associated with the short legged trait. Some Munchkin owners claim that the cats are healthy and happy with no more health concerns than the average cat. Others claim that the mutation hinders Munchkins ability to move and causes discomfort.



If you were a member of the GCCF, would you be in favor of recognizing Munchkins as a breed, be neutral on the issue, or be in favor of prohibiting further breeding of Munchkins?

Answers will vary.

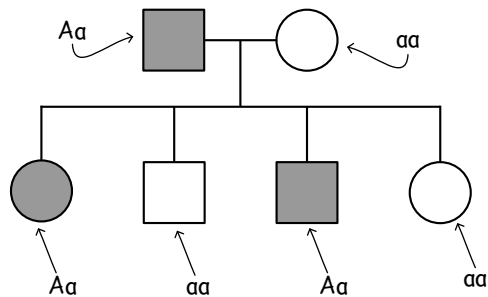
*\*An organization that registers pedigreed cats in the United Kingdom*

# How to Read A Pedigree Chart

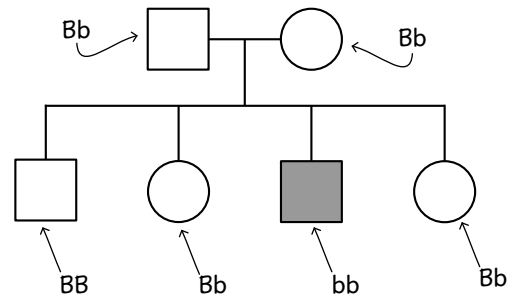
A pedigree chart is a family tree that tracks how a trait has been passed along. It typically follows the rules below:

- Males are represented by squares, and females are represented by circles.
- A filled shape means the individual exhibits the trait.
- Horizontal lines between two individuals exhibit mating pairs.
- Vertical lines descend from parents to a horizontal line that connects the offspring.

Example of a pedigree tracking the dominant trait **A**

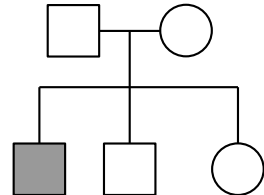


Example of a pedigree tracking the recessive trait **b**

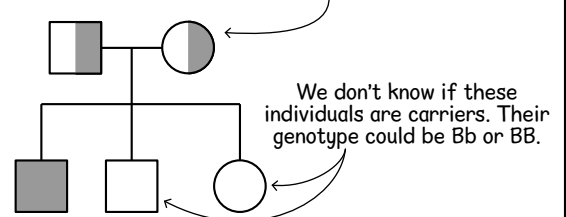


Each individual receives their alleles from their parents. When tracking recessive traits, sometimes it helps to identify the heterozygous individuals that carry the trait. These **carriers** are marked with half-shading.

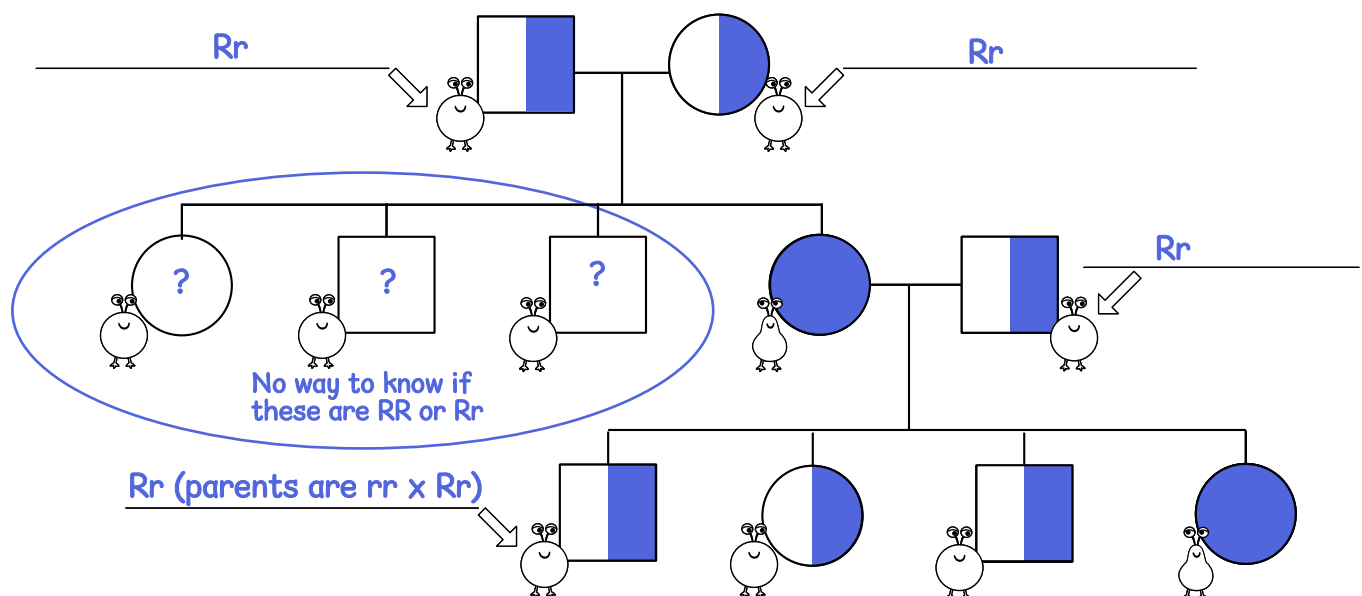
In this example, neither parent has the recessive trait, but one of the offspring does!



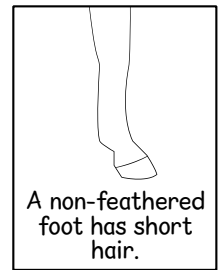

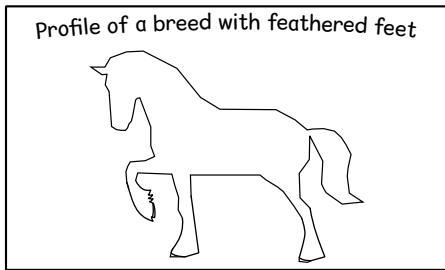
This means both parents were carriers of the trait! We can show this by shading half of each shape.



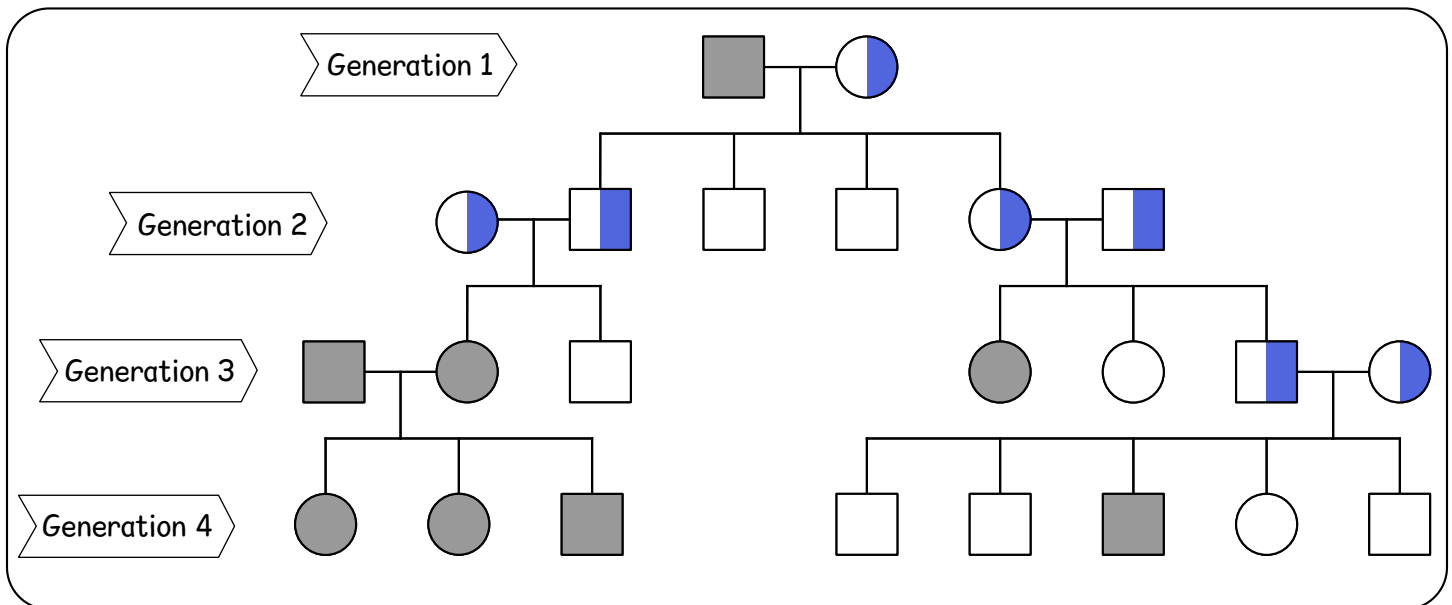
Color in this pedigree for tracking **pear shape** in the aliens. Remember, round body shape is dominant ( $RR$ ) and pear shape is recessive ( $rr$ ). The phenotype is known for all individuals. Can you determine the genotypes of the aliens indicated by the arrows?



# Pet Pedigree Puzzle #1

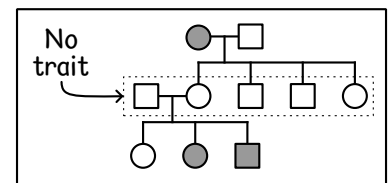


Below is a pedigree chart for the trait of "feathered feet," the long hair that cover the hooves of certain horse breeds like Clydesdales, Shires, Friesians, and Ardennes.\* Each shaded shape represents a horse with feathered feet.



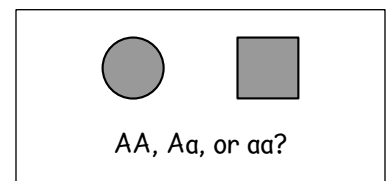
Can a dominant trait skip a generation? What about a recessive trait? Explain.

A dominant trait can't skip a generation. If the allele is present then the dominant trait will be expressed. Recessive traits can skip a generation.

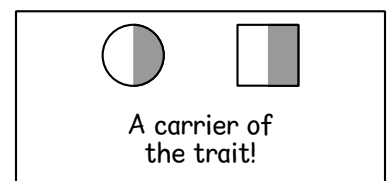


Is the trait mapped in this pedigree chart dominant or recessive? Explain how you know.

The feathered feet trait skipped a generation, so it must be a recessive trait.



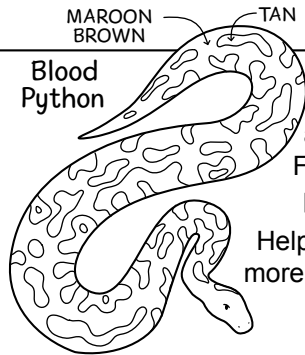
When tracking a recessive trait, a half-shaded shape is used to indicate a carrier. Can you identify a horse or horses in this pedigree that must be carriers of the trait? If yes, shade in their shapes.



\*While a cross between a feathered horse (such as a Clydesdale) and a non-feathered horse (such as a Thoroughbred) will result in a horse that is non-feathered, the genetics of feathering have not been studied in detail. It's likely to include more than one gene and be more complicated than the hypothetical example used here!

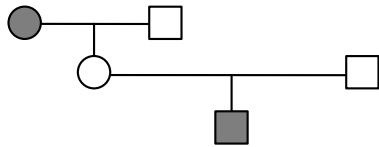
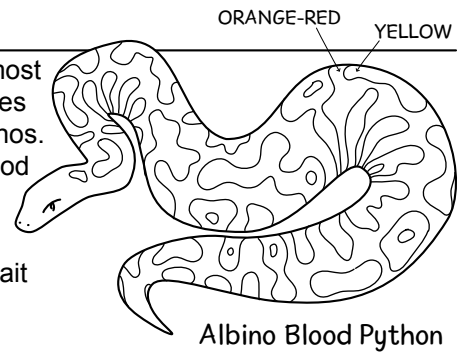


## Pet Pedigree Puzzle #2



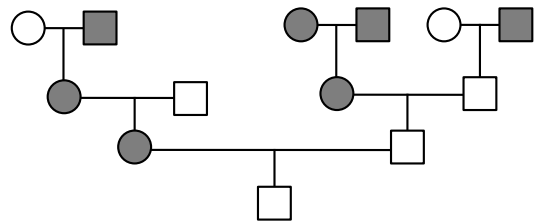
At Ella's pet store, albino blood pythons have been the most popular snake breed. Ella has space to breed two snakes and wants to choose a pairing that will produce more albinos. Fortunately, Ella has pedigree charts of the store's four blood pythons: Julius Squeezer, Basil, Medusa, and Naga.

Help Ella make the choice that will give the highest chance of more albino pythons! Remember that albinism is a recessive trait and the pedigrees only show phenotype, not genotype.



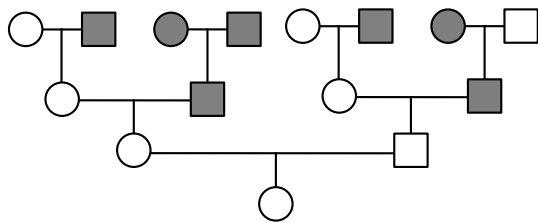
Julius Squeezer

Julius Squeezer is the an albino blood python with beautiful cream and orange coloring.



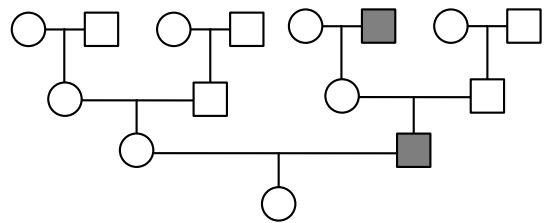
Basil

Basil has standard coloring and a very friendly temperament. He is easy to hold.



Naga

Naga has standard coloring and an aggressive temperament. Gloves are required for handling.



Medusa

Medusa has standard coloring and loves to swim. She takes a plunge anytime she's around water.

What genotype is Julius Squeezer? The standard color allele is represented by **A**. The albinism allele is represented by **a**.

☐ **AA or Aa** ☐ **Aa** ☒ **aa**

What genotype is Basil?

☐ **AA or Aa** ☒ **Aa** ☐ **aa**

What genotype is Naga?

☒ **AA or Aa** ☐ **Aa** ☐ **aa**

What genotype is Medusa?

☐ **AA or Aa** ☒ **Aa** ☐ **aa**

Which snakes should Ella select for breeding and why?

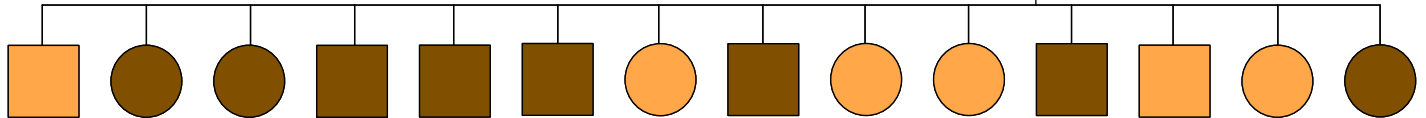
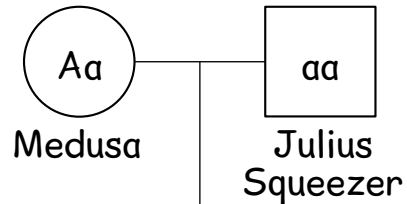
Julius Squeezer and Medusa are the male and female pair most likely to pass on the aa genotype, so they are most likely to have albino offspring.



# Mendel's First Law is like flipping a coin...

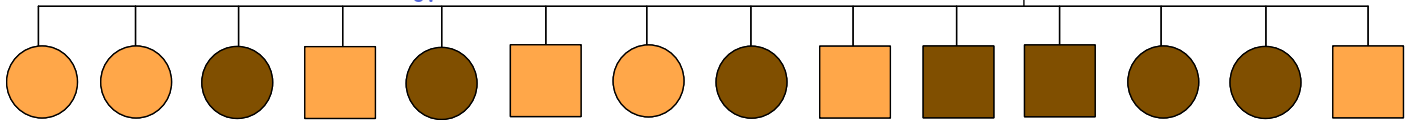
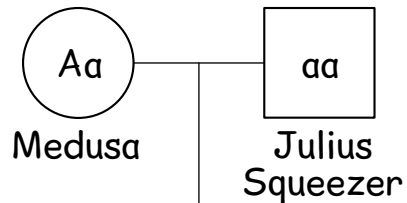
The probability of an  $aa \times Aa$  cross giving albino snakes may be 50/50, but that doesn't mean you'll see that exact ratio in real life! Explore Mendel's first law by using a coin to determine whether these snakes produce albino blood pythons. Color the albinos (**aa**) orange. Use brown to mark the standard coloring (**AA** or **Aa**) which is also called **wildtype**.

Julius Squeezer will always give the albino allele for coloring, but Medusa is heterozygous and can give either the **A** or **a** allele. The first time this pair are bred, they have a clutch of 14 eggs. Flip a coin for each of the 14 snakes to see which allele is given. If it's heads, write **Aa**. If tails, write **aa**. Then color in the shapes to represent the number of blood pythons in the clutch of 14 snakes.



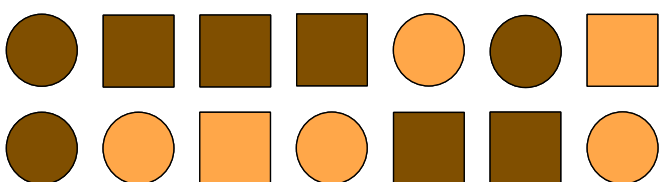
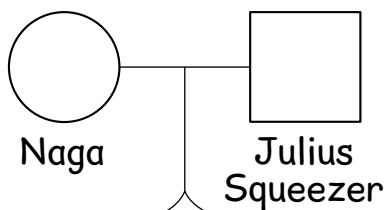
The second time Medusa and Julius Squeezer breed they again have a clutch of 14 eggs. Flip a coin for each of the snakes to see which allele is given. If it's heads, write **Aa**. If tails, write **aa**. Then color in the shapes to represent the number of blood pythons.

*Your ratios will be different depending on the coin flip. But overall, it will likely be approximately half orange/albino and half brown/wildtype.*




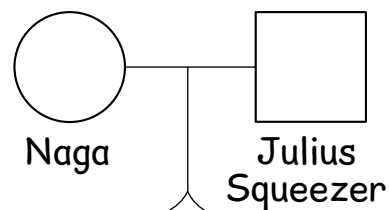
Assuming Naga is heterozygous (**Aa**), flip a coin to see what proportion of this clutch of eggs would be expected to be albinos. Then color in the results.

*If Naga is heterozygous, then approximately half of the eggs would hatch albino snakes.*



Assuming Naga is homozygous (**AA**), what proportion of this clutch of eggs would be albinos? Do you need to flip a coin here?

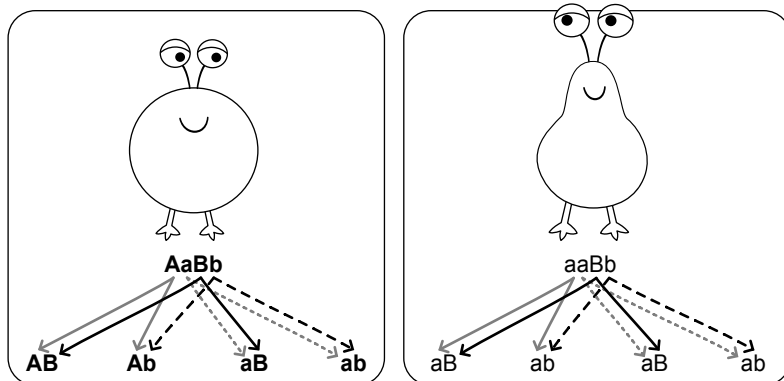
*All the offspring will be **Aa**, so there is no need to flip a coin.*





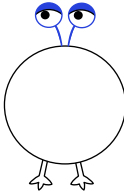
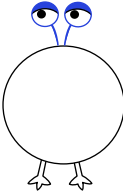
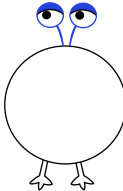
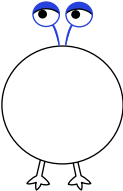
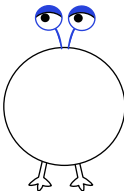
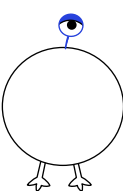
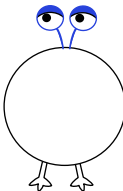
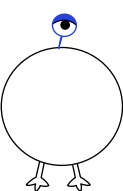
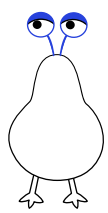
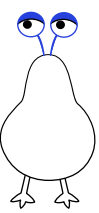
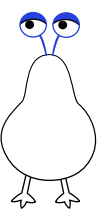
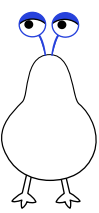
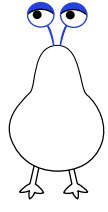
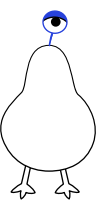
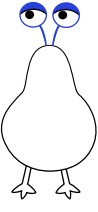
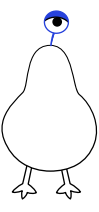
# Bigger Punnett Squares!


When we consider two traits at once, we concatenate (or join) the genotypes. For example, an alien that is double heterozygous for roundness (**Aa**) and number of eyes (**Bb**) has the genotype **AaBb**. An pear-shaped alien that is heterozygous for eyes would have the genotype **aaBb**.




The double heterozygous alien has an equal chance of passing along each of the 4 allele pairs: **AB**, **Ab**, **aB**, and **ab**. The pear-shaped alien also has an equal chance of passing on each of the 4 possible allele pairs.







Fill in the punnet square below by drawing the correct number of eyes on each alien for the cross **AaBb** x **aaBb**. Remember **BB** or **Bb** result in the phenotype of two eyes, and only **bb** gives the phenotype of one eye.

					
		aB	ab	aB	ab
	AB	 <b>AaBB</b>	 <b>AaBb</b>	 <b>AaBB</b>	 <b>AaBb</b>
	Ab	 <b>AabB</b>	 <b>Aabb</b>	 <b>AabB</b>	 <b>Aabb</b>
	aB	 <b>aaBB</b>	 <b>aaBb</b>	 <b>aaBB</b>	 <b>aaBb</b>
	ab	 <b>aabB</b>	 <b>aabb</b>	 <b>aabB</b>	 <b>aabb</b>




Genotype:	Phenotype:
AA	Round body shape 
Aa	Round body shape 
aa	Pear body shape 

















Genotype:	Phenotype:
BB	Two eyes 
Bb	Two eyes 
bb	One eye 



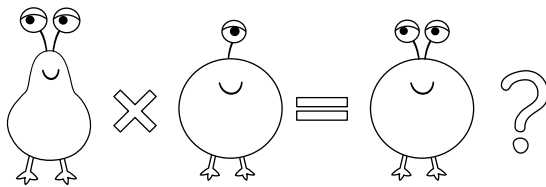
Create a Punnett square for the cross **AaBb** × **AaBb**. Will you see the rare pear-shaped one-eyed alien (**aabb**) from this cross? If so, what is the chance of seeing it? 1/16, 2/8, 1/4 or 1/2?



















Only 1 in 16 will be pear shaped  
and one-eyed.


	AB	Ab	aB	ab
AB	 AaBB	 AABb	 AaBB	 AaBb
Ab	 AABb	 AAbb	 AabB	 Aabb
aB	 aABB	 aABb	 aaBB	 aaBb
ab	 aAbB	 aAbb	 aabB	 aabb




Create a Punnett square for the cross **aaBb** × **Aabb**.  
What is the chance of seeing a round two-eyed alien  
(**AaBb**) from this cross?







All 4 possible phenotypes occur  
1/4 of the time with this cross.

	Ab	Ab	ab	ab
aB	 aABb	 aABb	 aaBb	 aaBb
ab	 aAbb	 aAbb	 aabb	 aabb
aB	 aABb	 aABb	 aaBb	 aaBb
ab	 aAbb	 aAbb	 aabb	 aabb




Genotype:	Phenotype:
AA	Round body shape 
Aa	Round body shape 
aa	Pear body shape 

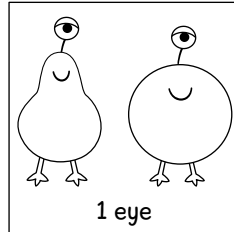
Genotype:	Phenotype:
BB	Two eyes 
Bb	Two eyes 
bb	One eye 



Create a Punnett square for the cross **AABb** × **AaBb**. How many of the offspring, on average, will have one eye? 1/16, 2/8, 1/4 or 1/2? Will there be any pear-shaped one-eyed aliens or will they all be round?



















VS




Only 1 in 4 will have one eye.

















All aliens will be round. There will be no pear-shaped aliens.







	AB	Ab	aB	ab
AB	 AABB	 AABb	 AaBB	 AaBb
Ab	 AABb	 AAbb	 AabB	 Aabb
aB	 AaBB	 AaBb	 AaBB	 AaBb
ab	 AaBb	 Aabb	 AabB	 Aabb

Create a Punnett square for the cross **aabb** × **AABB**. What is the chance of seeing a round two-eyed alien that is heterozygous for both traits (**AaBb**)?




All the offspring will be AaBb because they inherit the dominant alleles from one parent and the recessive alleles from the other.

	AB	AB	AB	AB
ab	 aAbB	 aAbB	 aAbB	 aAbB
ab	 aAbB	 aAbB	 aAbB	 aAbB
ab	 aAbB	 aAbB	 aAbB	 aAbB
ab	 aAbB	 aAbB	 aAbB	 aAbB

Genotype:	Phenotype:	Genotype:	Phenotype:
AA	Round body shape 	CC	Tentacle arms 
Aa	Round body shape 	Cc	Tentacle arms 
aa	Pear body shape 	cc	No arms 

A new dominant trait of tentacle arms has been discovered. What will be the results of a cross between a heterozygous tentacled round alien and a pear-shaped no-arms alien? ( $aacc \times AaCc$ ) Fill out the square, then write the ratios for each of the outcomes.












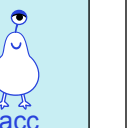



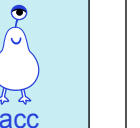


1 in 4 are round with tentacles.

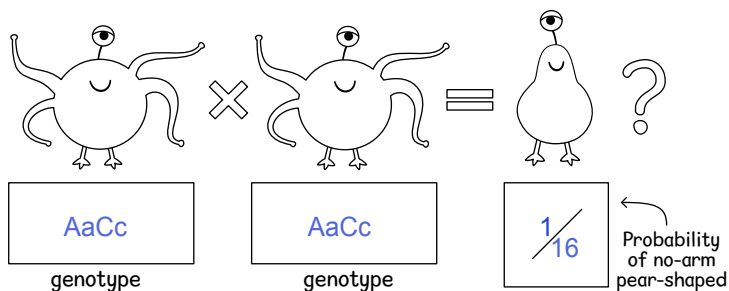
1 in 4 are round without tentacles.

1 in 4 are pear-shaped with tentacles.

1 in 4 are pear-shaped without tentacles.






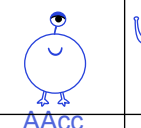



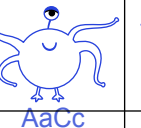
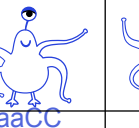
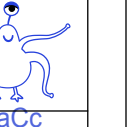
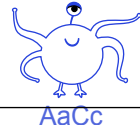
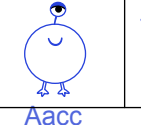
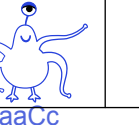

	AC	Ac	aC	ac
ac	 AaCc	 Aacc	 aacC	 aacc
ac	 AaCc	 Aacc	 aacC	 aacc
ac	 AaCc	 Aacc	 aacC	 aacc
ac	 AaCc	 Aacc	 aacC	 aacc

Can two round-eyed tentacle-arm aliens produce a pear-shaped no-arms alien? If yes, what do the genotypes need to be for this cross, and what is the chance of the pear-shaped no-armed offspring?



Yes. To get both recessive traits, the parents must be heterozygous (both  $AaCc$ ). The chance of producing  $aacc$  is  $1/16$ .

For more on Punnett squares, check out pages 112-117 in the appendix! This bonus section include exercises to sharpen your skills for calculating probabilities, and templates for a trihybrid and tetrahybrid cross!

	AC	Ac	aC	ac
AC	 AACC	 AACc	 AaCC	 AaCc
Ac	 AACC	 AACc	 AaCc	 Aacc
aC	 AaCC	 AaCc	 aaCC	 aaCc
ac	 AaCc	 Aacc	 aaCc	 aacc

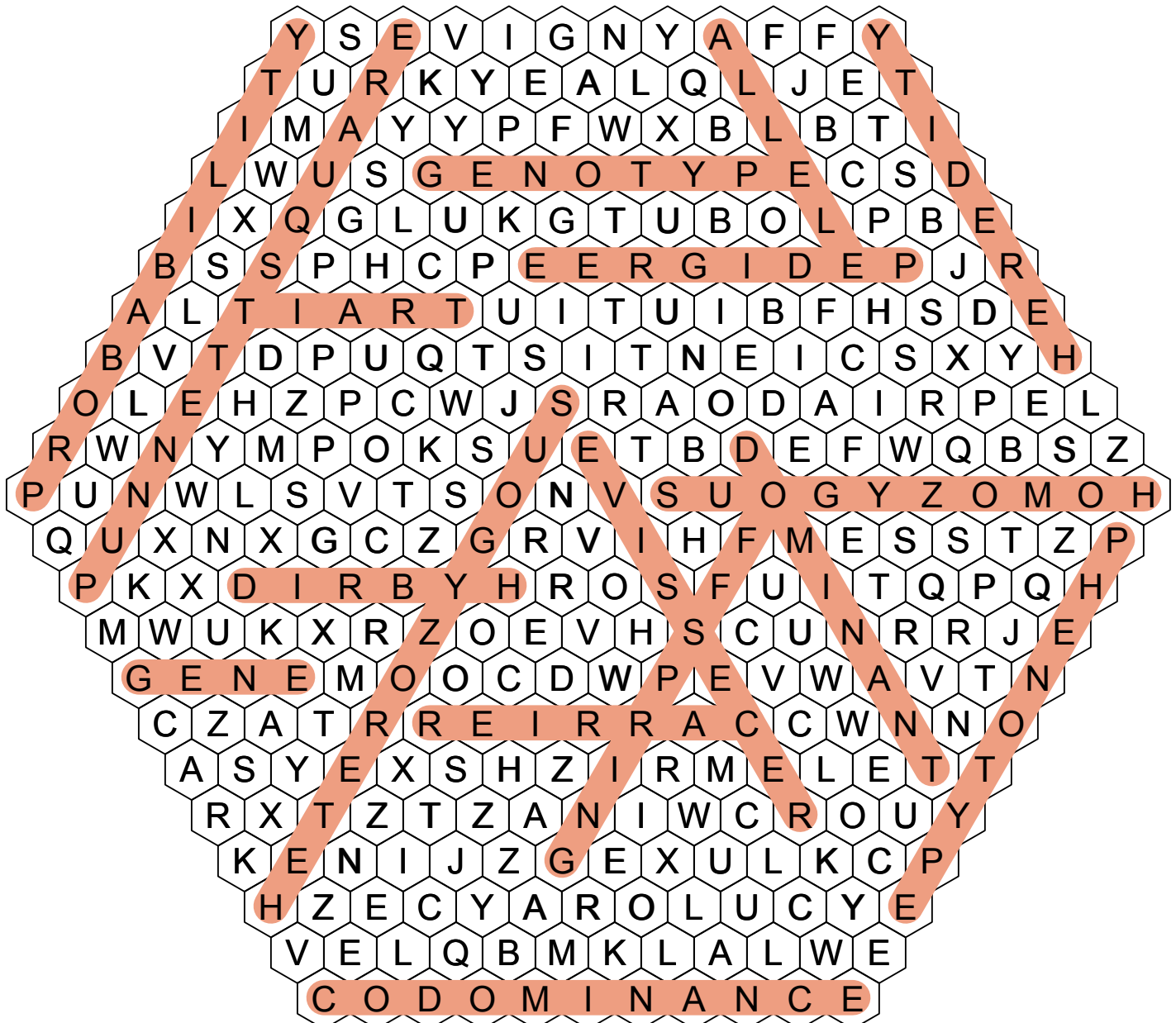
# Heredity Word Search

There are a lot of new words to learn when studying biology. Repetition is the best way to learn them, and word games can be part of that! Find each of the hidden words in the word-search. The words can run in any direction: horizontal or diagonal, and the letters might go left to right or right to left!

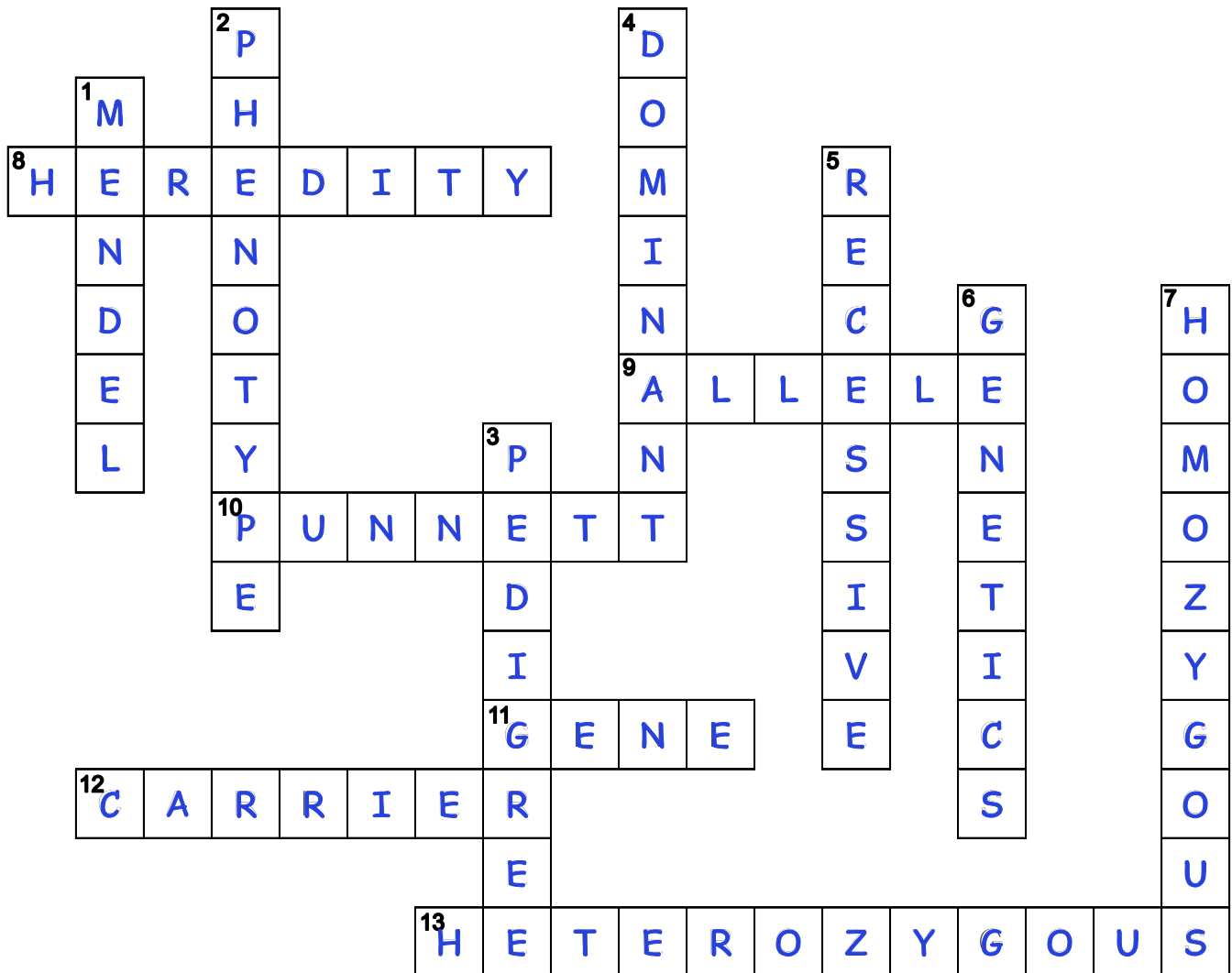
GENE  
ALLELE  
HOMOZYGOUS  
HETEROZYGOUS  
PUNNETTSQUARE  
DOMINANT

RECESSIVE  
PHENOTYPE  
GENOTYPE  
CODOMINANCE  
PEDIGREE  
HYBRID

CARRIER  
PROBABILITY  
HEREDITY  
OFFSPRING  
TRAIT



# Heredity Crossword Puzzle




## VERTICAL Words

1. What is the name of the father of genetics?
2. What is the term for an organism's physical appearance or visible traits?
3. The name for a chart of the ancestry or heritage of an individual.
4. A trait that will appear in the offspring if one of the parents contributes an allele for it.
5. A trait that will only appear in the offspring if both parents contribute an allele for it.
6. The scientific study of heredity.
7. The term for the condition where both copies of the allele are the same.

## HORIZONTAL Words

8. The passing of traits from parents to offspring.
9. The term for a possible form of the gene.
10. A type of square used to keep track of the possible combination of alleles that can result from a cross.
11. A segment of DNA on a chromosome that codes for a specific trait.
12. A person who has one recessive allele for a trait and one dominant allele, but does not have the trait.
13. The term for the condition where there are two different alleles for a trait.





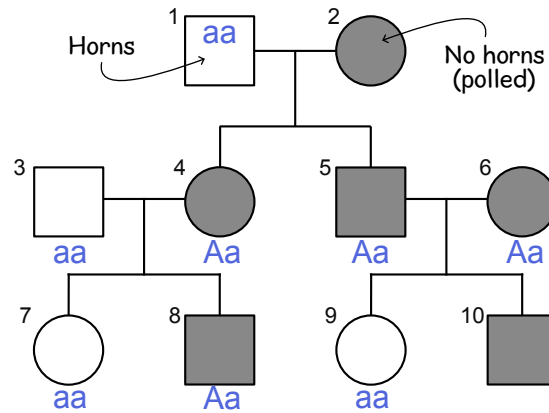
# Quiz Time!

ANSWER THE QUESTIONS TO  
SEE WHAT YOU LEARNED  
ABOUT HEREDITY!

- 1 Which statement is true?
  - A. Members of the same species must be approximately the same size.
  - B. Members of the same species can breed with each other and produce offspring.
  - C. Scientists always agree on whether animals are in the same species.
  - D. Only animals have species.
- 2 Which type of reproduction will result in the most genetic diversity?
  - A. Fragmentation
  - B. Binary fission
  - C. Vegetative propagation
  - D. Spore formation
  - E. Sexual reproduction
- 3 Every trait is controlled by a single gene, and each gene is determined by two alleles.
  - A. True
  - B. False
- 4 Select each true statement below.
  - A. A dominant trait can skip a generation.
  - B. A recessive trait can skip a generation.
  - C. When two parents share the same genotype, their offspring will share the same genotype.
  - D. When two parents share the same phenotype, their offspring will share the same phenotype.
- 5 What does the notation BB mean to a geneticist?
  - A. Two dominant alleles
  - B. Two recessive alleles
  - C. At least one dominant allele
  - D. One dominant and one recessive allele
- 6 If a homozygous black guinea pig (BB) is crossed with a homozygous white guinea pig (bb), what is the probability that an offspring will have black fur?
  - A. 0%
  - B. 25%
  - C. 50%
  - D. 75%
  - E. 100%
- 7 If an organism is homozygous dominant for a trait that follows Mendelian inheritance patterns, which of the following must be true?
  - A. Its offspring will also have a homozygous genotype.
  - B. Its offspring will also have a heterozygous genotype.
  - C. Its offspring will exhibit the dominant phenotype for the trait.
  - D. The organism's parent(s) also had a homozygous genotype for the trait.
  - E. None of the above
- 8 Select each true statement below.
  - A. If you know an organism's genotype for a trait, then you also know its phenotype.
  - B. If you know an organism's phenotype for a trait, then you also know its genotype.
  - C. A parent always has the same genotype as its offspring.
  - D. A parent always has the same phenotype as its offspring.
- 9 An organism that has two different alleles for a single trait is said to be heterozygous for that trait.
- 10 An organism has a phenotype for a dominant trait while some of its offspring have the phenotype for the recessive trait. What can we conclude about this organism?
  - A. It is heterozygous for the trait.
  - B. It is homozygous dominant for the trait.
  - C. It is homozygous recessive for the trait.
  - D. There is not enough information to tell.
- 11 True or False: all alleles are either dominant or recessive.
  - A. True
  - B. False
- 12 What is a Mendelian trait?
  - A. A trait that involves alleles
  - B. A trait that is passed down by dominant and recessive alleles of one gene
  - C. A trait where different alleles are equally and independently expressed
  - D. A trait exhibited by pea plants



Below is a pedigree chart for tracking **hornless cattle**, a Mendelian trait. Cattle without horns are called *polled* cattle and are usually viewed as more desirable than cattle with horns. Each of the cattle is numbered for reference.



- 13 Is the hornless trait (polling) a dominant or recessive trait in cattle? Explain how you know.  
Polling is dominant. Individuals 5 and 6 have the trait, but 9 doesn't. If polled cattle is a recessive trait, then ALL of the offspring from two polled cattle would be polled. If polled cattle is a dominant trait, then two polled cattle can have a calf with horns. This latter case is what we observe in the pedigree.
- 14 We can assign the alleles A and a to the trait "no horns" exhibited in the pedigree chart. In that case, what is the specific meaning of both A and a?  
"A" is the allele for the gene for no horns or polling. "a" is the allele for horns.
- 15 Label each member of the pedigree chart whose genotype can be fully identified. Are there any that you can't determine? Explain.  
The genotype for 1, 3, 7, and 9 is aa because they don't have the trait of polling.  
The genotype for 4, 5, 6, and 8 is Aa.  
2 and 10 can't be determined. They could be either AA or Aa.
- 16 List the numbers of each individual that has horns in the pedigree above:  
1, 3, 7, and 9 have horns.
- 17 List the numbers of the individuals that are heterozygous in the pedigree above:  
4, 5, 6, and 8 are heterozygous (carriers) for the "no horns" trait.
- 18 If we cross two cattle with horns, could the offspring have no horns? Explain.  
No. Having horns is a recessive trait, so two cattle with horns will only pass on recessive alleles causing the offspring to also be recessive. The cross aa x aa can only produce aa.
- 19 If we cross two cattle with no horns, could the offspring have horns? Explain.  
Yes. If both parents are heterozygous, then the cross Aa x Aa can produce aa. In that case, two cattle without horns would have offspring with horns.